


TECHNICAL CATALOGUE



HELICAL BEVEL GEARED MOTORS



MOTOVARIO®

HEART OF MOTION

a TECO Group company

1. GENERAL INFORMATION

1.1	COMPANY PROFILE	4
1.2	PRODUCTS AND SOFTWARE MOTOVARIO	6
1.3	SYMBOLS AND FORMULAS	9
1.3.1	Symbols	9
1.3.2	Formulas	10
1.4	PRODUCT SELECTION	12
1.5	SERVICE FACTOR	13
1.6	INSTALLATION	14
1.6.1	Installation	14
1.6.2	Installation	14

2. PRODUCT INFORMATION

2.1	DESIGN FEATURES	15
2.2	TYOPOLOGY	16
2.2.1	Designation	16
2.2.2	Versions	17
2.2.3	Modularity	21
2.3	MOUNTING POSITIONS	23
2.3.1	Mounting positions	23
2.3.2	Position of terminal box	23
2.4	THERMAL POWER	24
2.4.1	Information	24
2.4.2	Verification	24
2.5	DIRECTION OF ROTATION	25
2.6	CRITICAL APPLICATIONS	26
2.6.1	Critical applications	26
2.6.2	Information	26
2.7	MOTOR FLANGE AVAILABILITY	27
2.7.1	BA Motor flange availability	27
2.7.2	B Motor flange availability	28
2.8	OUTPUT SHAFT BEARINGS	31

2.9	OVERHUNG LOAD	32
2.9.1	Information	32
2.9.2	Input	32
2.9.3	Output	33
2.10	LUBRICATION	34
2.10.1	Information	34
2.10.2	Lubricants	34
2.10.3	Special lubricants	35
2.10.4	Quantity	36
2.11	MOMENTS OF INERTIA	37

3. DIMENSIONS

3.1	REDUCERS/GEARED MOTORS	38
3.1.1	BA.2	38
3.1.2	BA.3	39
3.1.3	CBA.2	40
3.1.4	CBA.3	41
3.1.5	IBA.2	42
3.1.6	IBA.3	43
3.1.7	B	44
3.1.8	CB	46
3.1.9	IB	48
3.2	WEIGHTS	50
3.3	ELECTRIC MOTORS	51
3.3.1	Electric motors	51
3.3.2	Nominal power - [HP]	53

4. ACCESSORIES AND OPTIONS

4.1	LOW SPEED SHAFTS	54
4.2	OUTPUT FLANGE	55
4.2.1	BA	55
4.2.2	B	56
4.3	SHAFT MOUNTING FASTENING	57

4.3.1	Torque arm: BA Mounting position	57
4.3.2	Torque arm: BA Dimensions	57
4.3.3	Torque arm: B Mounting position	58
4.3.4	Torque arm: B063-083-103-123 Dimensions	59
4.3.5	Torque arm: B143-153-163 Dimensions	59
4.4	OUTPUT SHAFT COVER	60
4.5	BACKSTOP DEVICE	61
4.6	OUTPUT SHAFT WITH SHRINK DISC	62
4.7	REINFORCED OIL SEALS FOR OUTPUT SHAFT	63
4.8	ASSEMBLING/DISASSEMBLING KIT	64
4.9	MACHINE AXIS	65

5. PERFORMANCES

5.1	B/BA GEARED MOTORS	66
5.2	IB/IBA GEAR REDUCER - fs=1, 1750 rpm	95
5.3	IB/IBA GEAR REDUCER - fs=1, 1140 rpm	102
5.4	IB/IBA GEAR REDUCER - fs=1, 875 rpm	109

6. SALES CONDITIONS

6.1	SALES CONDITIONS	116
-----	------------------------	-----

Motovario® corporate philosophy aims to promote the company's brand and products at an international level with determination and transparency, while constantly striving to offer innovative solutions for satisfying and anticipating the demand of the market. Motovario® provides technologically advanced solutions in the transmission components field for industrial and civil applications worldwide.

The company

At Formigine, the heart of Modena's industrial district, Motovario® boasts a production plant spanning 50,000 m² that employs 500 people.

1965 Foundation of Motovario

1998 Acquisition of Spaggiari Trasmissioni an important brand in the mechanical technology sector.

2006 Motovario acquisition by a private investment fund managed by Synergo SGR, in order to guarantee its development and support its expansion throughout the world.

2014 Acquisition of Pujol.

2015 Acquisition by TECO.

At the core of Motovario® lies an evolved production process based on technological solutions that convert power into movement. Motovario® is at the heart of the production processes that drive industries worldwide. Quality and reliability are the company's fundamental assets. Motovario® is present throughout the world with branches in France, Spain, Germany, England, China, the United States and India. The sales network and customer service guarantee immediate and high-quality support to all customers. In addition, the company boasts a worldwide network of MAC

(Motovario Assembly Centre). Qualified assembly centres are present, in Italy, Australia, Benelux, Bulgaria, China, Finland, France, India, Ireland, Israel, Malaysia, Poland, Portugal, South Korea, Spain, Sweden, Turkey, United Kingdom, Ukraine and USA. The company is able to offer a wide range of products: speed variators, right-angle, helical-bevel, shaft-mounted, worm gear reducers and gearmotors, electric motors, inverter and inverter drives. Maximum quality and precision are ensured by the cutting-edge technologies implemented in the production process. 170 numerical control machines, served by LGV lines for storage in automatic warehouses, ensure a high standard of efficiency for the Motovario® production department.

The highly automated assembly lines are supported by a specific computerised system. The process statistical control system manages the production process to avoid rejects, by enabling the operator to monitor all the processing phases. The annealing, tempering, hardening and carburizing treatments are carried out inside the plant. The plant operates on a 24-hour basis, including holidays. Reliability, resilience and versatility are the distinctive features of Motovario® products, the most qualified solution to any power transmission requirement.

Main fields OF APPLICATIONS

- Mechanical-electromechanical industry (car washing, pumps, barriers & automatic doors, circuit breakers)
- Ceramic industry (ovens, press feeding systems)
- Food, farming, oenology industry
- Wood, marble, glass industry
- Packaging & bottling industry
- Textile, shoes, leather industry
- Transport, logistic industry
- Construction industry
- Milling, animal husbandry, flower industry
- Machine tools & steel industry
- Mining, quarry, cement industry
- Energy industry (solar, nuclear, biomass, wind)
- Amusement industry (theatres, leisure parks, kiddy rides)
- Chemical & pharmaceuticals industry
- Paper & printing industry
- Plastic & rubber industry
- Telecommunications industry (satellite orientation systems, military radar)
- Engineering and consultant companies

Certifications

Our products can be manufactured to conform with the ATEX Directive 2014/34/UE. In addition, the safety and quality of our motors, geared motors and motovariators is guaranteed by the EAC (EurAsian Conformity) certification, an essential requirement for products exported to the Russian Federation. Our motors are UL certified, which guarantees their safety and quality requirements for the North American market.

Quality CONCEPT

Motovario® has obtained the quality certification renewal of its production system in conformity to the UNI EN ISO 9001:2008 standard. This internationally recognised certification acknowledges the company's commitment and drive geared towards constantly improving products, projects and services offered. Moreover, the company has obtained the OHSAS 18001:1999 (Occupational Health and Safety Assessment Series) certification, which defines the requirements of the workplace safety and health management system.

Research & DEVELOPMENT

Technological innovation: a crucial factor for competing in the market. In the company's 50-year history, research and change have been the pivotal factors in guaranteeing competitiveness at a global level, thanks to increasingly advanced products in terms of performance and reliability. Each year the company invests an increasing amount of its turnover in research and development, geared towards promoting the constant study and analysis of products, control processes and performance certification. In order to ensure that customers receive products that comply with the requested performance levels, the company carries out simulations on all new products, including NVH (Noise, Vibration, Harshness) tests effected in the advanced semi-anechoic chamber.

Customer CARE

Innovative instruments and software applications supporting the technical and logistic requirements of our partners worldwide guarantee a timely and customised service. The experience acquired by Motovario® has led to the creation of the new online portal MyMotovario 4.0, which allows for selecting products and exporting their 3D file. As a result, designers and engineering departments can download the three-dimensional model of the requested product and implement it directly in their own layout. In order to maximise customer service and quality, Motovario® offers all its customers the following online services: Order Tracking, which allows for monitoring the progress of an order in real time, and the Stock Availability service, through which users may check the availability (stock) of our products, both in the Italian plant and in the various branches.

Motovario chooses technological evolution.

Motovario® has chosen technological evolution and actively collaborates with the Faculty of Engineering of the University of Modena and Reggio Emilia and of the University of Bologna.

Reliability, sturdiness, versatility

These are the distinctive traits of Motovario products. A broad range of transmission products that provide a competent, innovative solution to each and every power application need. Cutting-edge tools, unrelenting research efforts and ongoing commitment to upgrading manufacturing equipment to the latest state-of-the-art enable us to offer high quality and performance standards to cater to industry requirements and the broadest variety of applications. Motovario ranks among the leading, well-reputed companies in Italy engaged in the design, manufacture and sales of transmission products for industrial and civil applications. The entire manufacturing process takes place in Formigine and Ubersetto plants, in Modena area, with an overall surface area of over 50.000 sq m. and a workforce of about 500 people. 170 numerically controlled machines and cutting-edge handling, storage and assembly automated systems ensure that all products meet high quality standards. The network includes more than 40 Motovario-certified assembly centres, with the capability to supply products in a broad range of versions, including customised versions, high service capacity and fast response. As a result, our product offering can cater to the needs of all plant engineering sectors, in all industries and for different applications, and includes: speed variators, helical, bevel-helical, parallel helical, worm gear reducers and gearmotors, electric motors and motor-inverters. All of the products we manufacture share such common features as reliability, sturdiness and versatility, topped with a high innovation content. At the heart of a company's technological innovation is the ability to develop integrated tools for computer-aided calculation simulation and management of different processes as part of product development. When simulating operating, setup and process conditions, it is also necessary to analyse and optimize the overall functional design of a product using a synergistic approach. This is achieved by implementing an exhaustive experimental plan, without using interpolation or approximation, as they frequently allow criticalities or any oversizing which is not conducive to maximising quality/cost ratio to go unnoticed.

High-efficiency method for calculation according to standards

A set of specific functions have been developed to this end. A few significant examples include functions to:

- Optimise individual reduction ratios and the combinations of the different reduction stages based on parametrisable target normal series;
- Calculate torque values and maximum permissible external forces for gear reducer units, using iterative numeric algorithms to confirm target life/safety values of components;
- Create databases for loading a FEM structural analysis model by automatically writing all reaction components of bearings under all load conditions to a specific file, with automatic selection of critical cases that need to be verified.

Another goal of the method is to create synergy between calculation according to standards and FEM structural calculation and the implementation of FEM model loading procedures, so as to simplify input data, meshing and constraint criteria

Competitiveness and operational benefits of the new method

This method offers many practical advantages over traditional calculation procedures within the company, namely:

- Iterative optimisation of project since setup stage;
- Accurate assessment of the various service factors and reliability levels for the entire gear reducer unit and for all operating conditions as per catalogue rating or customer specific requirements;
- Faster support to customers in analysing tailored product configurations;
- Integrated corporate databases that can be updated in real-time.

Range extension and ongoing evolution

The steady, significant growth of Motovario Group is achieved thanks to an ongoing search for new calculation and design tools, as well as to customer service. The new tools identified have led to innovation, improved product reliability as well as positive developments in market management. The following software products are used for design, calculation and management:


- Solidworks;
- Kisoft;
- Kissys;
- Ansys;
- FEM modelling analysis software;
- Circuit design and simulation software;
- Specific spreadsheets;
- SAP.

In MyMotovario 4.0 portal, PRODUCT SELECTION includes a section named APPLICATIONS where customers can enter application data and find out which gear reducer suits them best in a matter of minutes.


MOTOVARIO Products

HELICAL GEAR REDUCERS


Cast iron or aluminum casing
 Output shaft up to 90 mm
 Mn₂ up to 70806 in-lb
 Reduction stages 1, 2, 3
 Ratios up to 282
 Atex units

**HELICAL BEVEL GEAR REDUCERS**

Cast iron or aluminum casing
 Output shaft up to 110 mm
 Mn₂ up to 115059 in-lb
 Reduction stages 2, 3
 Ratios up to 443
 Atex units

**SHAFT MOUNTED GEAR REDUCERS**

Cast iron
 Output shaft up to 90 mm
 Mn₂ up to 84402 in-lb
 Reduction stages 2, 3
 Ratios up to 395
 Atex units



**WORM GEAR REDUCERS**

Cast iron or aluminum casing
 Output shaft up to 50 mm
 Mn₂ up to 23631 in-lb
 Ratios up to 1083
 Atex units



PARALLEL HELICAL AND BEVEL HELICAL GEAR REDUCERS FOR MIDDLE HEAVY INDUSTRY

Cast iron casing
 Output shaft up to 180 mm
 Mn₂ up to 973582 in-lb
 Reduction stages 1, 2, 3, 4
 Ratios up to 636
 Atex units



MOTOVARIATORS AND MOTOVARIATOR-GEAR REDUCERS

Cast iron or aluminum casing
 Ratios infinite
 Mn₂ up to 44254 in-lb
 Atex units



ELECTRIC MOTORS

Power ratings up to 121 HP
 Poles 2, 4, 6
 Three-phase and single-phase, built-in brake, dual polarity
 Protection class up to IP66



DRIVES

DRIVON - motoinverter

Three phase and single phase power supply
 High dynamics sensorless vectorial control
 Power ratings up to 7,5 HP
 Standard integrated STO
 Integrated field bus
 Optional field bus



1.3.1 Symbols

Physical dimension	Symbol	Symbol units of measure	Input	Output
Power	P	[HP]	P ₁	P ₂
Requested power	Pr	[HP]	Pr ₁	Pr ₂
Nominal power	Pn	[HP]	Pn ₁	Pn ₂
Torque	M	[in-lb]	M ₁	M ₂
Nominal torque	Mn	[in-lb]		Mn ₂
Requested torque	Mr	[in-lb]	Mr ₁	Mr ₂
Speed	n	[rpm]	n ₁	n ₂
Load	F	[lb]		
Radial load	Fr	[lb]	Fr ₁	Fr ₂
Radial axial	Fa	[lb]	Fa ₁	Fa ₂
Reduction ratio	i			
Dynamic efficiency	η _d			
Speed	ips	[inch/second]		
Service factor	f.s.			
Static	s			
Dynamic	d			
Calculated	c			
Maximum	max			
Minimum	min			
Moment of inertia	J	[lb*in ²]	J ₁	
Ambient temperature	T _{amb}	[°F]		
Dimensions		[inch]		

1.3.2 Formulas

REDUCER		
Starting or stopping time	$t = v / a$	[s]
Velocity in rotary motion	$v = \pi * d * n / 60$ $v = \omega * r$	[ft/s]
Speed velocity Angular velocity	$n = 60 * v / (\pi * d)$ $\omega = v / r$	[rpm] [rad/s]
Acceleration or deceleration according to a starting / stopping time	$a = v / t$	[ft/s ²]
Angular acceleration	$\alpha = n / (9,55 * t)$ $\alpha = \omega / t$	[rad/s ²]
Starting or stopping distance (according to acceleration / deceleration or angular velocity)	$s = a * t^2 / 2$ $s = v * t / 2$	[ft]
Horizontal translation force	$F = \mu * m * g$	[lbf]
Vertical translation force (lifting)	$F = m * g$	
Inclined plane translation force	$F = m * g (\mu * \cos\beta + \sin\beta)$	
m= mass [kg]; g= gravity acceleration [m/s ²]; μ = friction coefficient; β = angle of inclination		
Moment of inertia	$J = m * v^2 / \omega^2$	[lb ft ²]
Torque	$M = F * d / 2$ $M = J * \omega / t$	[in-lb]

MOTOR and GEARMOTOR		
Starting time	$t_a = (J_{ext} + J_m) * n_n / 9,55 + (M_{peak} - M_r)$	[s]
Braking time	$t_s = (J_{ext} + J_m) * n_n / 9,55 + (M_{peak} + M_r)$	[s]
Motor rotation angle during starting	$\varphi = n_n * t_a / 19,1$	[rad]
Motor rotation angle during braking	$\varphi = n_n * t_s / 19,1$	[rad]
Power available at the shaft of single phase motor	$P = V * I * \eta * \cos\omega$	[W]
Power available at the shaft of three phase motor	$P = 1,73 * V * I * \eta * \cos\omega$	[W]

RUNNING at 60Hz		
Speed velocity at 60Hz	$n_{60Hz} = 1,2 * n_{50Hz}$	[rpm]
Power at 60Hz	$P_{1\ 60Hz} = P_{1\ 50Hz} * \sqrt{V_{60Hz} / V_{50Hz}}$	[kW]
If input voltage at 60 Hz (V_{60Hz}) corresponds to winding voltage at 50 Hz (V_{50Hz}), power doesn't change $P_{1\ 60Hz} = P_{1\ 50Hz}$		
If input voltage at 60 Hz (V_{60Hz}) is 20% higher than winding voltage at 50 Hz (V_{50Hz}), power increases by 20% $P_{1\ 60Hz} = 1,2 P_{1\ 50Hz}$		
Torque at 60Hz	$M_{60Hz} = M_{50Hz} * P_{1\ 60Hz} / (1,2 * P_{1\ 50Hz})$	[in-lb]
Service factor at 60Hz	$f.s_{60Hz} = f.s_{50Hz} * 1,175 * P_{1\ 50Hz} / P_{1\ 60Hz}$	-

UNIT CONVERSION TABLE				
Description	Imperial units	International System of Units (SI)	Technical System (metric)	
Lenght, Distance	1 inch 1 foot	[in] = 0.0254 [ft] = 0.3048	meter	[m]
Mass	1 pound 1 ounce	[lb] = 0.4536 [oz] = 0.0283	kilogram	[kg]
Volume	US liquid gallon	[gal] = 3.7854	liter	[l]
Temperature	Fahrenheit degree	[°F] = 1.8 * °C + 32	Celsius degree	[°C]
Force	1 pound-force	[lb _(f)] = 4.4482	newton	[N]
		[lb _(f)] = 0.4536	kilogram force	[kg _(f)]
Power	1 horse power	[hp] = 0.7457	kilowatt	[kW]
Torque, Work	1 pound-force inch	[lb _(f) in] = 0.1130	newton meter, joule kilogram-force meter	[N m], [J] [kg _(f) m]
	1 pound-force foot	[lb _(f) in] = 0.0115 [lb _(f) ft] = 1.3560 [lb _(f) ft] = 0.1383		
Pressure	1 pound-force per square inch (psi)	[lb _(f) /in ²] = 0.0689	bar	[bar]
Moment of inertia	1 WK ²	[lb _(f) ft ²] = 0.0421	kilogram square-meter	[kg m ²]

For correctly selecting a gear reducer or geared motor, several essential pieces of data are required:

1. The rotational input speed to the gear reducer (n_1) and the rotational output speed (n_2). Through these two values it is possible to calculate the reduction ratio (i) of the gear reducer using the following formula: $i=n_1/n_2$
2. The torque required by the application (Mr_2).

The geared motor or gear reducer can be selected once this data is known.

This guide helps you to select the right product in just a few steps:

Geared motor selection

1. Determine the application's actual service factor (**s.f.**). This parameter depends on the type of load of the powered machine, the number of starts per hour and the hours of operation (refer to the "Service factor" paragraph).
2. Calculate the input power Pr_1 using the required torque value Mr_2 , the speed n_2 and dynamic efficiency value. $Pr_1=(Mr_2*n_2)/(\mu_d*63.025)$. The dynamic efficiency value depends on the type of gear reducer and on the number of gear reduction stages. (To calculate the efficiency value see its page).
3. Consult the geared motor performance tables and identify a normalised power value Pn_1 exceeding the required power Pr_1 , such that: $Pn_1 \geq Pr_1$
4. Once the suitable nominal power has been identified, select the geared motor capable of generating the rotational speed closest to the desired n_2 value and with service factor s.f. greater or equal to that required by the application.

In the geared motor selection tables the combinations include 2-pole, 4-pole and 6-pole motors powered at 50Hz.

Gear reducer selection

1. Determine the application's service factor (**s.f.**) (consult to the "Service factor" paragraph on its page).
2. Calculate the reduction ratio i from the requested output speed n_2 and from the input speed n_1 . $i=n_1/n_2$
3. Calculate the torque Mc_2 for selecting the gear reducer through the torque required by the application Mr_2 and the service factor s.f.: $Mc_2=Mr_2*(f.s.)$
4. Consult the Gear Reducer Performance tables looking for the reducer that, with the reduction ratio closer to the calculated one, has a nominal torque Mn_2 so that: $Mn_2 \geq Mc_2$

Checks

Once the gear reducer or geared motor has been selected, the following checks should be performed:

1. Thermal power

The gear reducer's thermal power must be equal to or greater than the installed mechanical power, or the power required by the application according to the indications contained in the section (refer to the "Thermal power" paragraph).

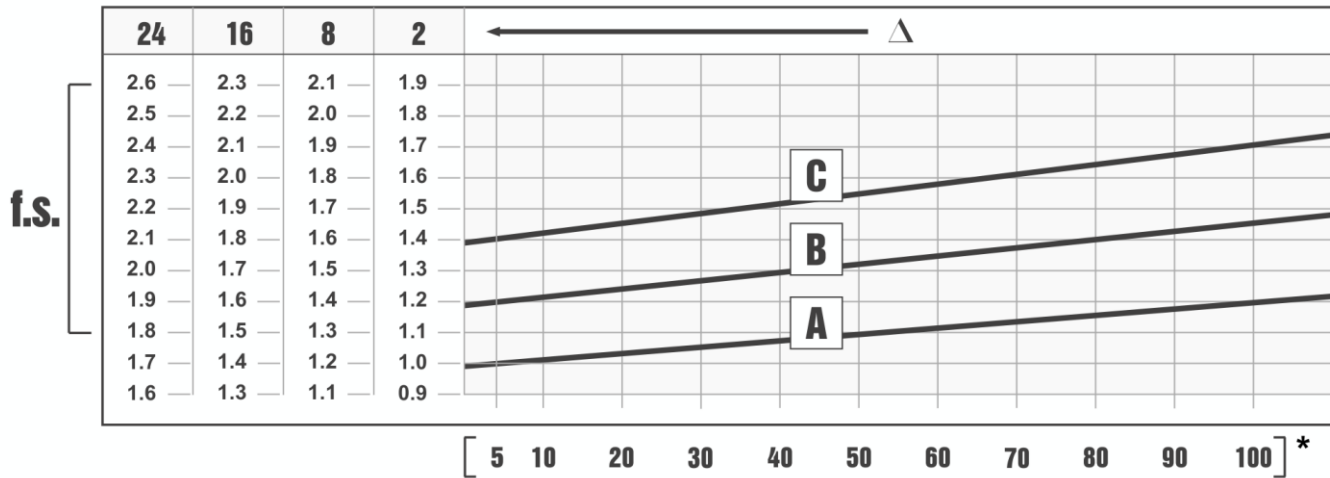
2. Maximum torque

Generally, the maximum torque (peak instantaneous load) that can be applied to the gear reducer must not exceed 200% of the nominal torque Mn_2 (ATEX - M_{2max}).

C. Radial loads

1. Verify that the radial loads acting on the input and/or output shafts are within with the values indicated in the catalogue. If they exceed these values, increase the size of the gear reducer or modify the external load capacity. During the checking phase, it is important to remember that the values indicated in the catalogue refer to loads acting on the mid-point of the shaft protrusion, therefore, if the load is applied to a different position, appropriate formulas must be used to calculate the admissible load in the desired position (refer to the "Radial loads" paragraph).
2. If accessory output shafts are present, make sure that the applied load is compatible with shaft size. If help is needed: contact MOTOVARIO TECHNICAL SERVICE.

D. If an electric motor is going to be fitted to the selected gear reducer, check for its applicability by referring to the configuration table (see paragraph "Motor flange availability"). From IEC 180 motors, verify if necessary to support the motor with feet. In case of need please contact MOTOVARIO TECHNICAL SERVICE.



The service factor (f.s.) depends on the operating conditions the gear reducer is subjected to. The parameters that need to be taken into consideration to select the most adequate service factor correctly comprise:

- type of load of the operated machine : A - B - C
- length of daily operating time: hours/day (Δ)
- start-up frequency: starts/hour (*)

LOAD:

- **A** - uniform = $f_a \leq 0,3$
- **B** - moderate shocks = $f_a \leq 3$
- **C** - heavy shocks = $f_a \leq 10$

$f_a = J_e/J_m$

- J_e [lb-in²] moment of reduced external inertia at the drive-shaft
- J_m [lb-in²] moment of inertia of motor

If $f_a > 10$ call MOTOVARIO TECHNICAL SERVICE.

In the case of a variable speed reducer, once determined the service factor of the application it is necessary to compare this value with the safety factor of the S reducer reported in the selection tables, verifying $S \geq f.s.$ condition. The maximum number of admissible starts depends on the type of application. Approximately, the figure must not exceed 5-10 for minute. Contact MOTOVARIO TECHNICAL SERVICE if you have any special requirements.

- Screw feeders for light materials, fans, assembly lines, conveyor belts for light materials, small mixers, lifts, cleaning machines, fillers, control machines.
- Winding devices, woodworking machine feeders, goods lifts, balancers, threading machines, medium mixers, conveyor belts for heavy materials, winches, sliding doors, fertilizer scrapers, packing machines, concrete mixers, crane mechanisms, milling cutters, folding machines, gear pumps.
- Mixers for heavy materials, shears, presses, centrifuges, rotating supports, winches and lifts for heavy materials, grinding lathes, stone mills, bucket elevators, drilling machines, hammer mills, cam presses, folding machines, turntables, tumbling barrels, vibrators, shredders.

1.6.1 Installation

To install the gear reducer it is necessary to note the following recommendations:

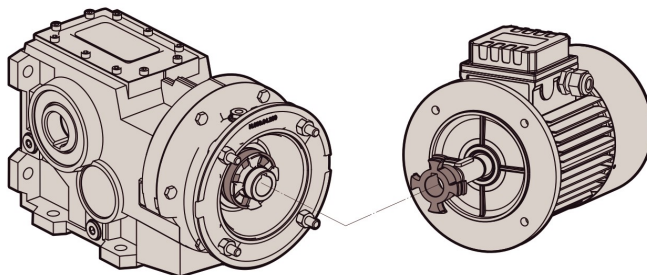
- Check the correct direction of rotation of the gear reducer output shaft before fitting the unit to the machine.
- In the case of particularly lengthy periods of storage (4/6 months), if the oil seal is not immersed in the lubricant inside the unit, it is recommended to change it since the rubber could stick to the shaft or may even have lost the elasticity it needs to function properly.
- Whenever possible, protect the gear reducer against solar radiation and bad weather.
- Ensure the motor cools correctly by ensuring good passage of air from the fan side.
- In the case of ambient temperatures < 23°F or > 104°F MOTOVARIO TECHNICAL SERVICE.
- The various parts (pulleys, gear wheels, couplings, shafts, etc.) must be mounted on the solid or hollow shafts using special threaded holes or other systems that anyhow ensure correct operation without risking damage to the bearings or external parts of the units. Lubricate the surfaces in contact to avoid seizure or oxidation.
- Painting must definitely not go over rubber parts and the holes on the breather plugs, if any.
- For units equipped with oil plugs, replace the closed plug used for shipping with the special breather plug.
- Check the correct level of the lubricant through the indicator, if there is one.
- Starting must take place gradually, without immediately applying the maximum load.
- When there are parts, objects or materials under the motor drive that can be damaged by even limited spillage of oil, special protection should be fitted.

1.6.2 Installation

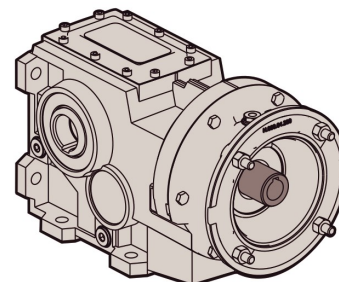
Assembling motor on pam flange

When the unit is supplied without motor, it is necessary to follow these recommendation to ensure the correct assembly of the electric motor. Check that the tolerances for the motor shaft and flange correspond to the “standard”. Carefully clean the shaft, spigot and surfaces of the flange removing traces of paint and dirt, and confirm the key is fitted correctly. Fit the half coupling/sleeve to the motor shaft (see picture) taking care to ensure the motor shaft and bearings are not damaged by avoiding excessive force and where necessary using assembly equipment. Place the couplings elastic element onto the motor half coupling and position the motor up to the gear unit ensuring the coupling element is aligned with the driven half coupling. Complete the assembly using the fixing bolts. Key-ways with tightened tolerances.

Flexible joint



PAM Sleeve



Motovario products are supplied with the following surface treatment features:

Die-cast aluminium alloy cases for gears

Die-cast materials undergo the following surface cleaning operations:

- De-burring by means of a mechanically operated shearing system.
- Accurate shot-peening.
- Painting.
- Washing and passivation.

Grey-coloured cast-iron cases for gears

- Die-cast materials are always painted.

Grey-coloured cast-iron inspection cover: The gear reducer B... series sizes 140, 150, 160 are supplied with grey-coloured cast-iron closing cover and a metal nameplate printed.



Painting specifications:

- Orange-peel blue epoxy-polyester RAL 5010. Polyester resin based heat-hardening powders, altered with epoxy resins.
Mechanical properties: Tests carried out onto degreased Unichim white lattens film thickness: 2.5 mils comply with the following specifications: adherence (ISO2409).
Heat resistance: 24 HOURS AT 302°F.
Corrosion strength: ASTM B 117/97 salt fog from 100 to 500 hours depending on the support's preliminary treatment.

Performance:

- Loading capacity in accordance with DIN 3990, ISO 6336, AGMA 2101, ISO 10300, DIN 3991, ISO 281, DIN 743

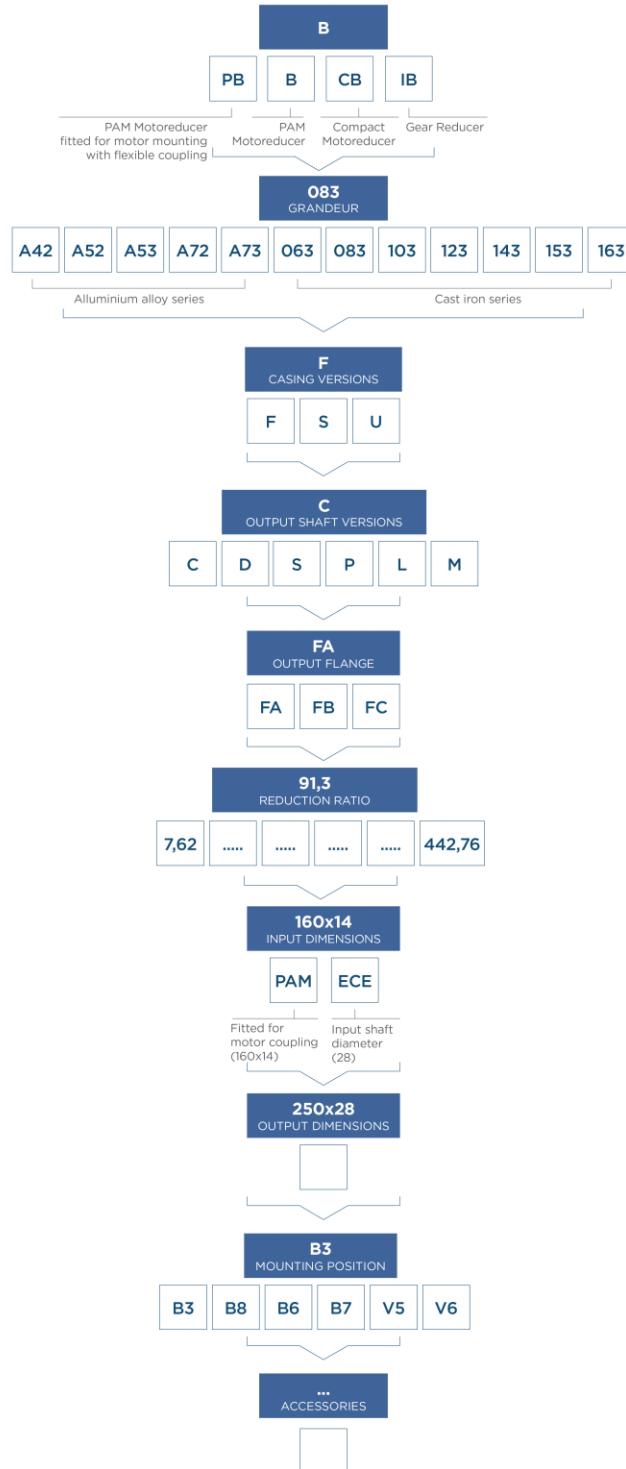
Efficiency η :

- The efficiency is the ratio between the output power P_2 and the power absorbed by the gear reducer P_1 : $\eta = P_2 / P_1$

B/BA-range helical bevel gear reducers have an average value equal to:

- B..3 stages = 0,9
- BA.2 stages = 0,95
- BA.3 stages = 0,9

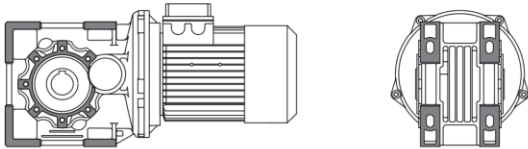
2.2.1 Designation



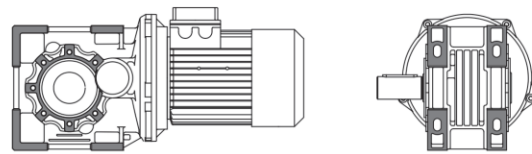
2.2.2 Versions

A40-A50-A70

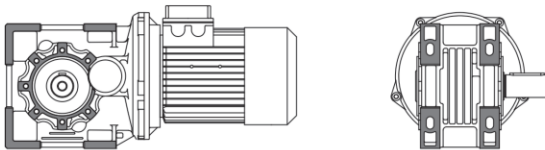
C FOOT MOUNTING / HOLLOW SHAFT



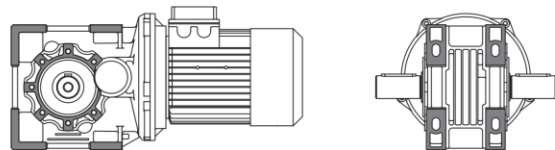
D FOOT MOUNTING / D SOLID SHAFT



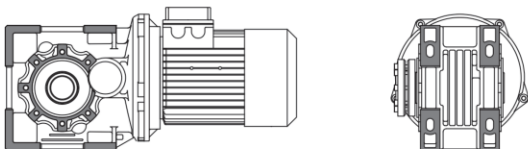
S FOOT MOUNTING / S SOLID SHAFT



P FOOT MOUNTING / DOUBLE OUTPUT SHAFT



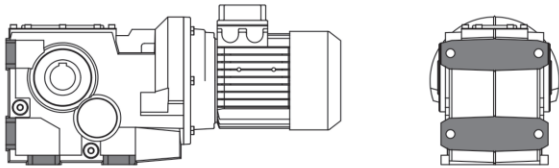
L FOOT MOUNTING / SHRINK DISC SHAFT



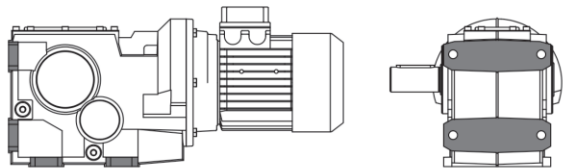
Sizes A42 - A52 - A53 are not available in versions D-S-P.

063 - 083 - 103 - 123

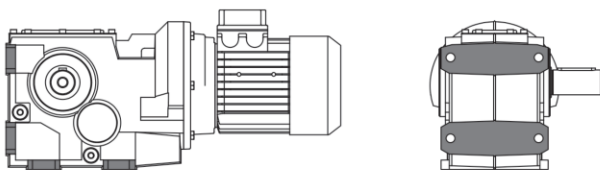
FC FOOT MOUNTING / HOLLOW SHAFT



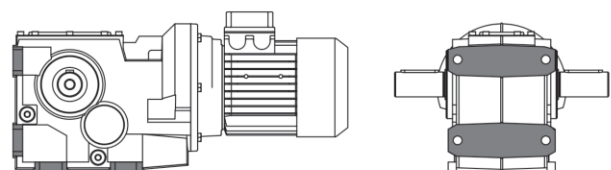
FD FOOT MOUNTING / D SOLID SHAFT



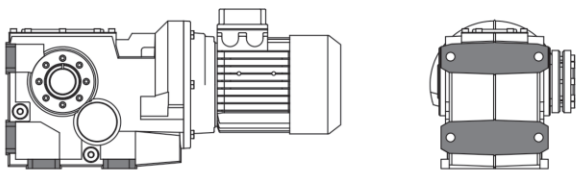
FS FOOT MOUNTING / S SOLID SHAFT



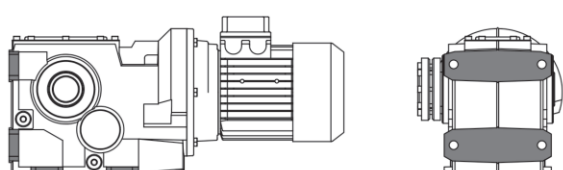
FP FOOT MOUNTING / DOUBLE OUTPUT SHAFT



FL FOOT MOUNTING / SHRINK DISC SHAFT

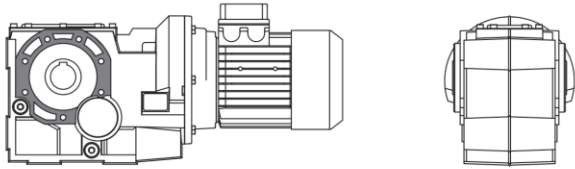


FM FOOT MOUNTING / SHRINK DISC SHAFT

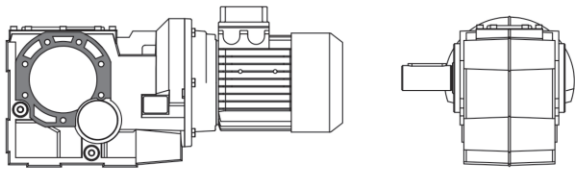


063 - 083 - 103 - 123

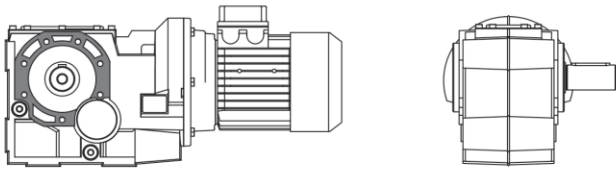
SC FLANGE MOUNTING / HOLLOW SHAFT



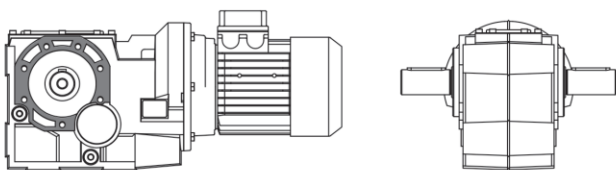
SD FLANGE MOUNTING / D SOLID SHAFT



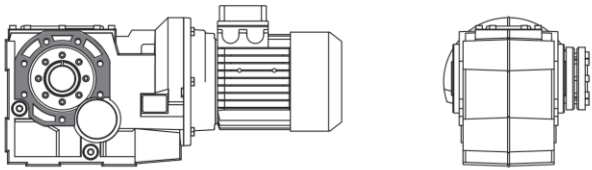
SS FLANGE MOUNTING / S SOLID SHAFT



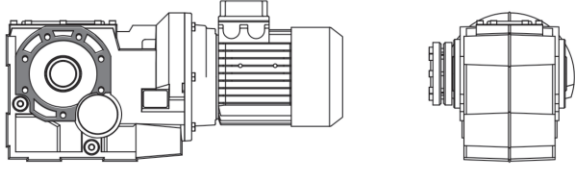
SP FLANGE MOUNTING / DOUBLE OUTPUT SHAFT



SL FLANGE MOUNTING / HOLLOW SHAFT

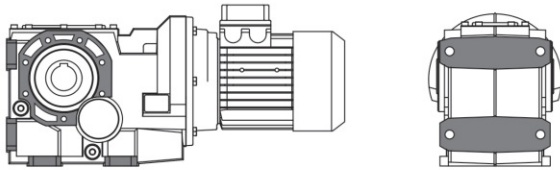


SM FLANGE MOUNTING / D SOLID SHAFT

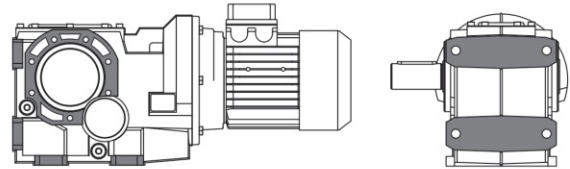


063 - 083 - 103 - 123 - 143 - 153 - 163

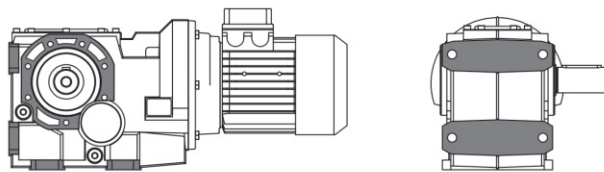
UC FOOT-FLANGE MOUNTING / HOLLOW SHAFT



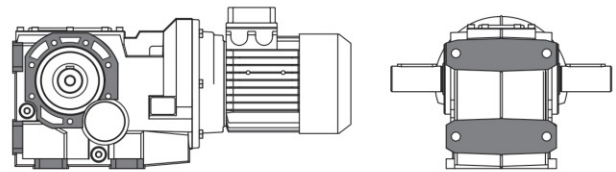
UD FOOT-FLANGE MOUNTING / D SOLID SHAFT



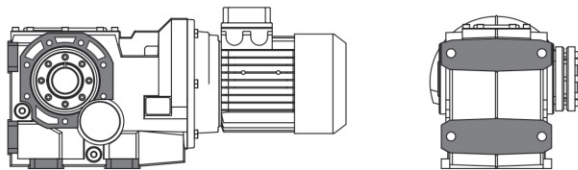
US FOOT-FLANGE MOUNTING / S SOLID SHAFT



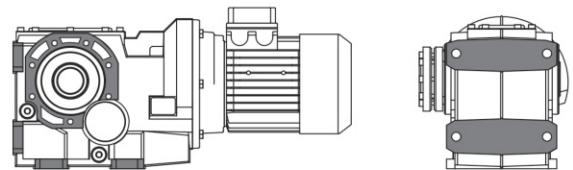
UP FOOT-FLANGE MOUNTING / DOUBLE OUTPUT SHAFT



UL FOOT-FLANGE MOUNTING / SHRINK DISC SHAFT

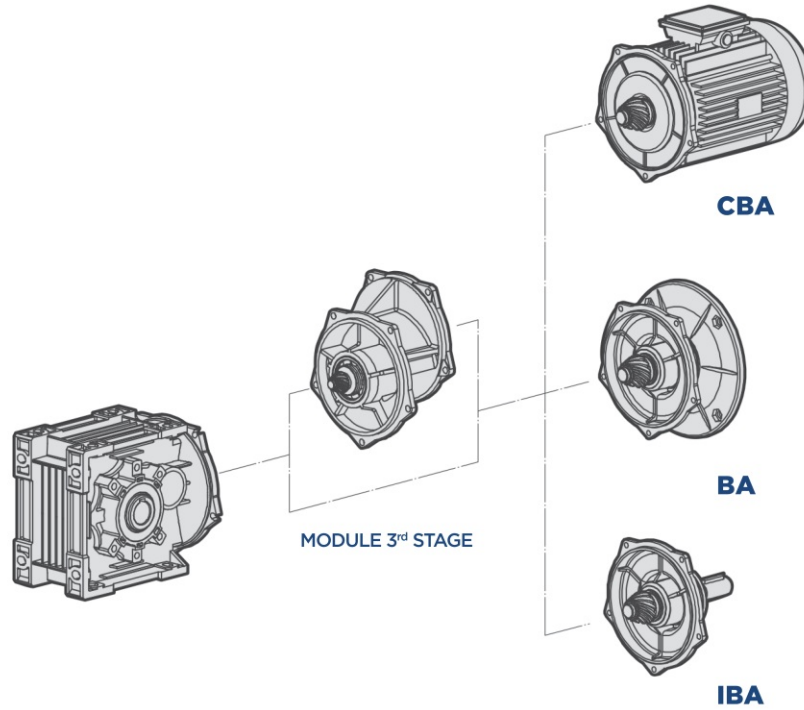


UM FOOT-FLANGE MOUNTING / SHRINK DISC SHAFT



2.2.3 Modularity

BA ALUMINIUM ALLOY SERIES



CBA

Compact electric motor versions

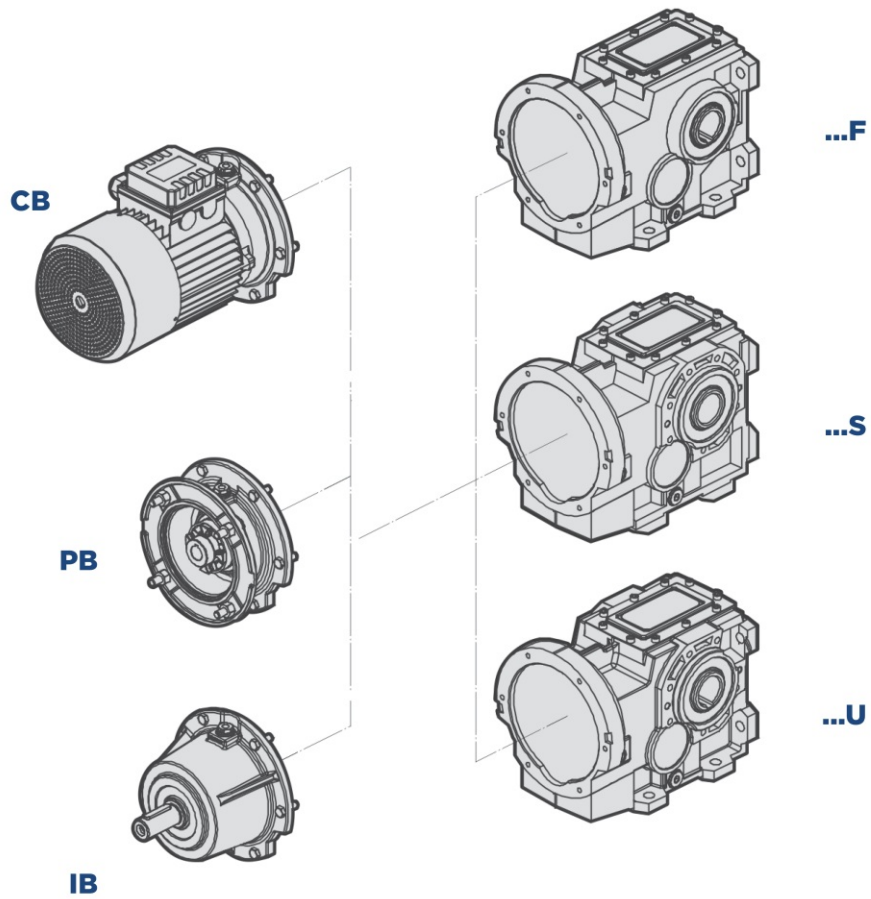
BA

Fitted for motor coupling version (PAM)

IBA

Input shaft versions

B GREY CAST IRON SERIES



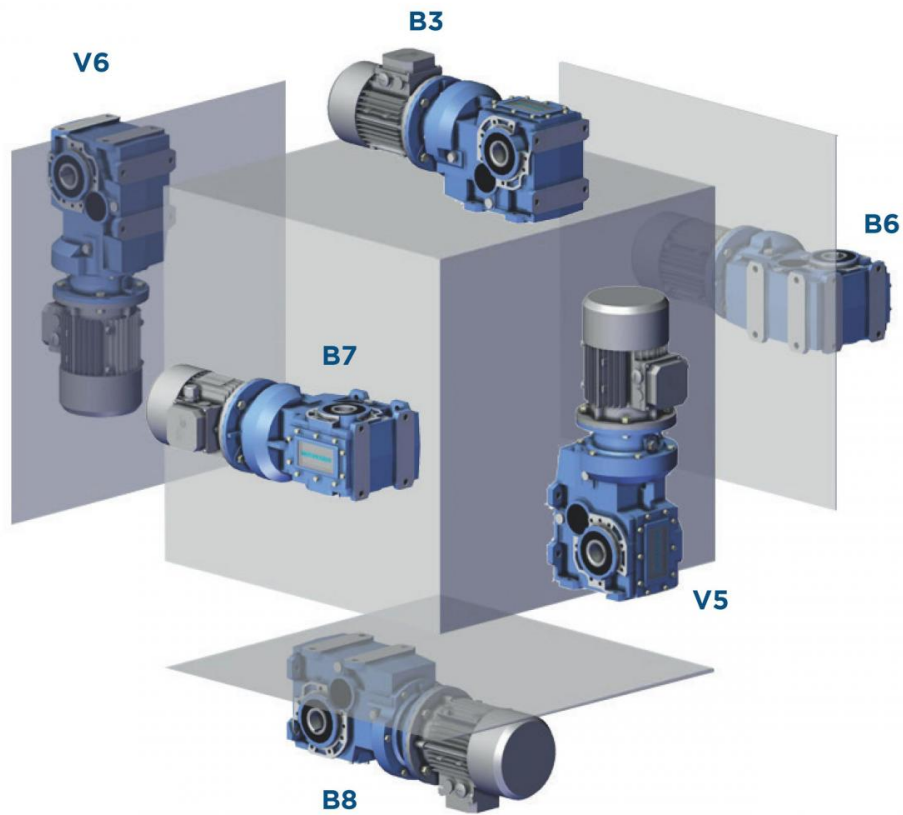
CB
Compact electric motor versions

PB
Fitted for motor mounting
with flexible coupling

IB
Input shaft versions

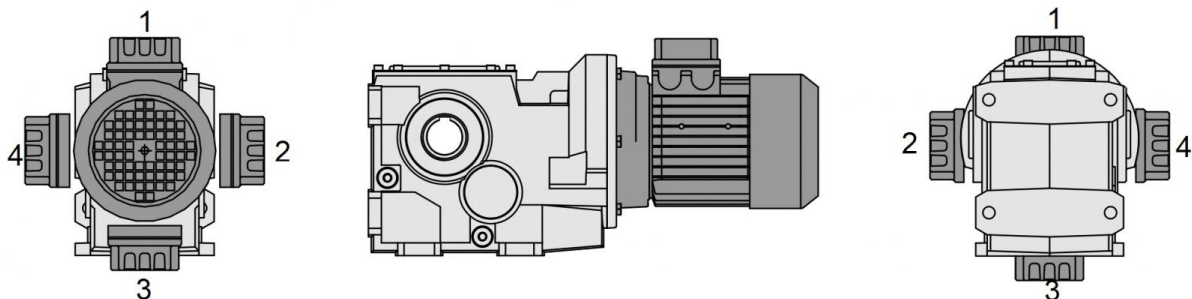
2.3.1 Mounting positions

The mounting position of the gear unit identifies its space orientation. B3 mounting position, as from a technical point of view, ensures lower oil splash, better lubrication and less heating.



2.3.2 Position of terminal box

Unless otherwise specified when ordering, the gear reducer is supplied with terminal box in position 1.



2.4.1 Information

The scheme below indicates the nominal thermal power Pth capacity [HP] according to the following conditions:

- mounting position B3
- continuous operation at input speed ≤ 1800 rpm
- environment temperature 77°F
- sea level altitude
- air speed around the gear reducer ≥ 38 ips
- absence of external radial and/or axial loads

$n_1 = 1,750\text{rpm}$	
	Pth [HP]
B063	9
B083	10
B103	13
B123	20.5
B143	26
B153	41
B163	52

A correct lubrication and a proper running condition of the gearbox are guaranteed only applying an input power not exceeding Pth (at the above reference conditions) (T oil max=203°F).

NOTE: For the BA series it is not necessary to check the thermal power.

2.4.2 Verification

Application check

Except for continuous operating times below two hours and successive pauses capable of bringing the gear reducer back to ambient temperature, for each application it is peremptory to verify the gear reducer's thermal limit according to the following formula: $P_1 < P_{th} * F_c * F_v * F_a$, where:

- P_1 = input power to the gear reducer
- P_{th} = thermal power at the reference conditions (see above table)
- F_c = ambient and operating temperature correction factor
- F_v = ventilation correction factor
- F_a = altitude correction factor

The correction factors refer to different operating conditions compared to the reference conditions, and are provided by the following ISO14179 tables:

	F_c	Duty per hour of operation %				
		100	80	70	40	20
Ambient temperature °F	13.4	1.15	1.21	1.32	1.55	2.07
	24.1	1.07	1.12	1.23	1.44	1.93
	33.5	1.00	1.05	1.15	1.35	1.80
	40.2	0.93	0.98	1.07	1.26	1.67
	53.6	0.83	0.87	0.95	1.12	1.49
	57.7	0.75	0.79	0.86	1.01	1.35
	67.1	0.67	0.70	0.77	0.90	1.21

Altitude [ft]	F_a
0*	1
2460	0.95
4921	0.9
7382	0.85
9843	0.81

Ventilation correction factor	F_v
Stagnant air (<1.12 mph)	0.75
Indoor installation with slight ventilation	1
Indoor installation with good ventilation (>3.13 mph)	1.4
Outdoor installation (>8.3 mph)	1.9


*Sea level

In case of operation at input speeds exceeding 2000 rpm, or ambient temperatures greater than 104°F, it is advisable to contact our technical department.


Helical bevel reduction units are supplied as “standard” with rotation as shown in the diagram. On request, the direction of rotation of low speed shaft can be reversed; in this case, it is necessary to specify “opposite rotation to catalogue” when ordering. The “opposite rotation to catalogue” is not possible for sizes BA42 - BA52 - BA53.

DIRECTION OF ROTATION - HIGH SPEED SHAFT

B-CB-IB A42-A52-A72




VERSIONS C-D-P-L




VERSION S

B-CB-IB A53-A73




VERSIONS C-D-P-L




VERSION S

B-PB-CB-IB 063-163



VERSIONS C-D-P-L



VERSION S-M

2.6.1 Critical applications

B	A40	A50	A70
2000 < n1 < 3000	✓	✓	✓
V6	B	B	B
n1 > 3000	B	B	B
...L : B6 - B7	B	B	B

B	060	080	100	125	140	150	160
2000 < n1 < 3000	✓	✓	✓	B	B	B	B
V6	B	B	B	B	B	B	B
n1 > 3000	B	B	B	B	A	A	A
...L : B6 - B7	B	B	B	B	B	B	B

✓ Verified application

A Application not recommended

B Check the application and/or call MOTOVARIO TECHNICAL SERVICE.

The shrink disc is designed only to transmit the output torque.

In case of mounting position with radial and/or axial loads, please contact MOTOVARIO TECHNICAL SERVICE.

2.6.2 Information

The performance given in the catalogue correspond to mounting position B3 or similar, when the first stage is not entirely immersed in oil. For other mounting positions and/or particular input speeds, refer to the tables that highlight different critical situations for each size of gear reducer. It is also necessary to take due consideration of and carefully assess the following applications by calling MOTOVARIO TECHNICAL SERVICE:

- To avoid the use as multiplier.
- Use in services that could be hazardous for people if the gear reducer fails.
- Applications with especially high inertia.
- Use as a lifting winch.
- Applications with high dynamic strain on the case of the gear reducer.
- In places with T_{amb} under 23°F °C or over 104°F.
- Use in chemically aggressive environments.
- Use in a salty environment.
- Mounting positions not envisaged in the catalogue.
- Use in radioactive environments.
- Use in environments pressures other than atmospheric pressure.

Avoid applications where even partial immersion of the reducer is required.

In the presence of overloading due to full load, braking, shocks or other static and dynamic causes, please verify that the peak torque is less than $2 \cdot Mn_2$.

2.7.1 BA Motor flange availability

B10 = Compact electric motor versions.

These tables report all possible dimensions. Please verify service factor.

	i	56C	140TC	180TC
BA42	7.62 - 64.13	•	•	
BA42	78.17	•		
BA52	7.91 - 64.87	•	•	
BA52	79.07	•		
BA53	73.7 - 172.53	•	•	
BA53	197.11 - 342.65	•		
BA72	8.36 - 40.87	•	•	•
BA72	45.64 - 67.96	•	•	
BA73	43.89 - 222.93	•	•	
BA73	260.2 - 442.76	•		

2.7.2 B Motor flange availability

These tables report all possible dimensions. Please verify service factor.

PB 063			
i	56C	140TC	180TC
5.71	•	•	•
6.88	•	•	•
7.32	•	•	•
9.16	•	•	•
10.26	•	•	•
11.03	•	•	•
12.35	•	•	•
13.15	•	•	•
15.18	•	•	•
17.00	•	•	•
22.39	•	•	•
26.09	•	•	•
28.03	•	•	•
33.43	•	•	•
38.58	•	•	•
43.22	•	•	•
50.81	•	•	•
56.93	•	•	•
69.16	•	•	
77.48	•	•	
90.33	•	•	
101.20	•	•	
111.74	•	•	
124.20	•	•	
139.15	•	•	
157.42	•	•	

PB 083				
i	56C	140TC	180TC	210TC
7.81	•	•	•	•
8.62	•	•	•	•
10.49	•	•	•	•
11.59	•	•	•	•
14.43	•	•	•	•
16.60	•	•	•	•
18.32	•	•	•	•
22.82	•	•	•	•
26.71	•	•	•	•
29.50	•	•	•	•
31.80	•	•	•	•
34.49	•	•	•	•
39.60	•	•	•	•
42.95	•	•	•	•
45.44	•	•	•	•
51.19	•	•	•	•
55.52	•	•	•	•
59.96	•	•	•	•
63.74	•	•	•	•
69.14	•	•	•	•
73.14	•	•	•	•
80.76	•	•	•	•
92.19	•	•	•	
100.57	•	•	•	•
105.29	•	•	•	
116.25	•	•	•	
126.76	•	•	•	
144.77	•	•	•	

2.7 MOTOR FLANGE AVAILABILITY

PB 103					
i	56C	140TC	180TC	210TC	250TC
8.13	•	•	•	•	•
8.97	•	•	•	•	•
10.92	•	•	•	•	•
12.05	•	•	•	•	•
14.99	•	•	•	•	•
17.27	•	•	•	•	•
19.06	•	•	•	•	•
23.70	•	•	•	•	•
26.51	•	•	•	•	•
30.55	•	•	•	•	•
33.07	•	•	•	•	•
35.87	•	•	•	•	•
41.12	•	•	•	•	•
44.61	•	•	•	•	•
47.28	•	•	•	•	•
50.24	•	•	•	•	•
53.02	•	•	•	•	•
58.50	•	•	•	•	•
64.89	•	•	•	•	•
68.58	•	•	•	•	•
72.76	•	•	•	•	•
78.92	•	•	•	•	•
83.66	•	•	•	•	•
92.31	•	•	•	•	•
105.44	•	•	•	•	•
114.80	•	•	•	•	•
120.42	•	•	•	•	•
132.87	•	•	•	•	•
144.69	•	•	•	•	•
165.25	•	•	•	•	•

PB 123					
i	140TC	180TC	210TC	250TC	280TC
7.97			•	•	•
9.62			•	•	•
10.33			•	•	•
12.48			•	•	•
13.84			•	•	•
15.38			•	•	•
18.58			•	•	•
20.61			•	•	•
22.78			•	•	•
25.89		•	•	•	•
27.51			•	•	•
30.79			•	•	•
31.26		•	•	•	•
34.68		•	•	•	•
40.53		•	•	•	•
44.89		•	•	•	•
49.80		•	•	•	•
54.30		•	•	•	•
59.36		•	•	•	•
62.59		•	•	•	•
69.43		•	•	•	•
74.42		•	•	•	•
80.04	•	•	•	•	•
89.87		•	•	•	•
99.70		•	•	•	•
106.65	•	•	•	•	•
119.60	•	•	•	•	•
129.96	•	•	•	•	•
144.43	•	•	•	•	•
160.23	•	•	•	•	•
180.40	•	•	•	•	•

2.7 MOTOR FLANGE AVAILABILITY

PB 143					
i	180TC	210TC	250TC	280TC	320TC
10.84		•	•	•	•
11.87		•	•	•	•
14.49		•	•	•	•
17.04		•	•	•	•
18.66		•	•	•	•
21.00		•	•	•	•
22.77		•	•	•	•
25.63		•	•	•	•
27.44	•	•	•	•	•
30.05	•	•	•	•	•
33.01		•	•	•	•
36.67	•	•	•	•	•
40.29		•	•	•	•
44.16	•	•	•	•	•
48.35	•	•	•	•	•
53.16	•	•	•	•	•
54.63	•	•	•	•	•
59.02	•	•	•	•	•
64.88	•	•	•	•	•
70.43	•	•	•	•	•
77.12	•	•	•	•	•
85.54	•	•	•	•	•
94.13	•	•	•	•	•
105.83	•	•	•	•	•
111.94	•	•	•	•	•
124.62	•	•	•	•	•
136.44	•	•	•	•	•
149.59	•	•	•	•	•
166.53	•	•	•	•	•
187.24	•	•	•	•	•

PB 153						
i	180TC	210TC	250TC	280TC	320TC	360TC
10.49			•	•	•	•
12.64			•	•	•	•
14.01			•	•	•	•
15.40			•	•	•	•
18.56			•	•	•	•
20.56			•	•	•	•
23.86			•	•	•	•
25.19		•	•	•	•	•
28.23		•	•	•	•	•
30.35		•	•	•	•	•
33.63		•	•	•	•	•
35.02			•	•	•	•
38.81			•	•	•	•
42.30		•	•	•	•	•
47.53		•	•	•	•	•
50.56		•	•	•	•	•
54.64		•	•	•	•	•
57.27		•	•	•	•	•
60.92		•	•	•	•	•
63.47		•	•	•	•	•
71.10		•	•	•	•	•
77.22		•	•	•	•	•
83.90		•	•	•	•	•
87.70		•	•	•	•	•
93.05		•	•	•	•	•
103.12		•	•	•	•	•
123.90	•	•	•	•	•	•
134.30		•	•	•	•	•
149.30	•	•	•	•	•	•
165.40	•	•	•	•	•	•

PB 163			
i	280TC	320TC	360TC
8.89		•	•
10.58		•	•
11.87	•	•	•
12.81	•	•	•
14.08	•	•	•
15.52	•	•	•
16.39	•	•	•
18.02	•	•	•
19.96	•	•	•
21.94	•	•	•
24.17	•	•	•
26.58	•	•	•
28.80	•	•	•
30.92	•	•	•
34.25	•	•	•
37.66	•	•	•
40.65	•	•	•
45.09	•	•	•
51.00	•	•	•
53.63	•	•	•
58.97	•	•	•
69.78	•	•	•
76.72	•	•	•
87.54	•	•	•
96.25	•	•	•
103.93	•	•	•
114.27	•	•	•
126.29	•	•	•
138.85	•	•	•
154.83	•	•	•

BA		BA40		BA50		BA70	
Versions (*)		Standard	On request	Standard	On request	Standard	On request
U	C	1	/	1	/	1	/
	D/S/P	/	/	/	/	1	/
	L/M	1	/	1	/	1	/

(*) N.B. sizes A42 - A52 - A53 are not available in versions D-S-P.

B		B060		B080		B100/125		B140/150/160	
Versions		Standard	On request	Standard	On request	Standard	On request	Standard	On request
U	C	2	/	2 (Ø40)	1 (Ø40)	2	/	2	/
				/	1 (Ø45)				
	D/S/P	2	/	2	/	2	/	2	/
	L/M	1	/	1	/	1	/	2	/
F/S	C	1	2	1	2	1	2	/	/
	D/S/P	2	/	2	/	2	/	/	/
	L/M	1	/	1	/	1	/	/	/

1 - Ball Bearing

2 - Roller bearings

/ - Not available

2.9.1 Information

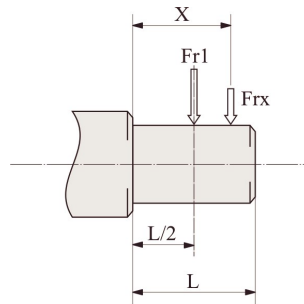
The value of the admissible radial load [lb] is given in the tables relating to the performance of the gear reducer at issue. It is related to the load applied on the centre line of the shaft and in the most unfavourable conditions of angle of application and direction of rotation. The maximum admissible axial loads are 1/5 of the value of the given radial load when they are applied in combination with the radial load. The tables relating to the output shafts give the maximum admissible value. This value must never be exceeded since it relates to the strength of the case. Particular conditions of radial load higher than the limits of the catalogue may occur. In this case, call our Technical Service and provide details on the application: direction of the load, direction of rotation of the shaft, type of service. In case of double extension shafts with radial load applied on both ends, the max. admissible radial loads must be defined according to the specific running conditions, in this case call our Technical Service. The radial load on the shaft is calculated with the following formula: **$Fr_e = (2 \cdot M \cdot fz) / D \leq Fr_1$ or Fr_2**

- **Fr_e** [lb] Resulting radial load
- **M** [lb-in] Torque on the shaft
- **D** [in] Diameter of the transmission member mounted on the shaft
- **Fr₁-Fr₂** [lb] Value of the maximum admitted radial load (see relative tables)
- **fz** = 1.1 gear pinion - 1.4 chain wheel - 1.7 v-pulley - 2.5 flat pulley

2.9.2 Input

When the radial load is not on the centre line of the shaft, it is necessary to adjust the admissible radial load Fr₁ with the following formula: **$Fr_x = (Fr_1 \cdot a) / (b + x)$**

- **a**, **b** = values given in the tables
- **x** = distance from the point of application of the load to the shaft shoulder



IB	A42/A52/A53/A73	A72
a	3.31	3.50
b	2.52	2.72
Fr₁ max (**)	112	187

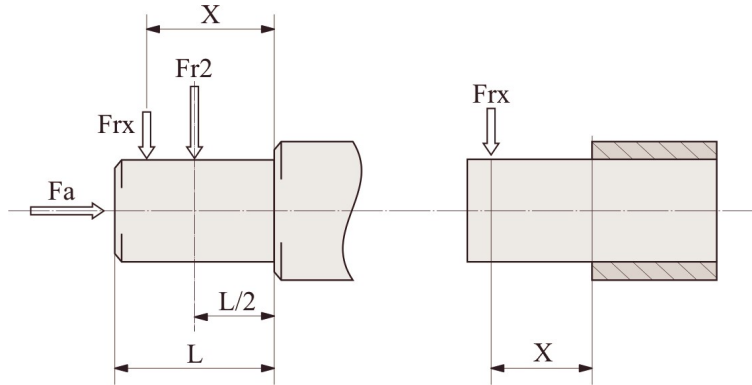
IB	063	083	103	123	143	153	163
a	4.13	5.39	5.39	6.89	6.89	8.86	8.70
b	3.15	4.25	4.25	5.31	5.31	6.69	6.54
Fr₁ max (**)	495	562	719	944	1574	2248	2698

(**Fr₁ max) Max admissible value of the reducer in static conditions and/or for limited operations. For continuous overhung loads please check the values on the performances tables calculated according to the casing, the shaft and bearings.

2.9.3 Output

When the radial load is not on the centre line of the shaft, it is necessary to adjust the admissible radial load Fr_2 with the following formula: $Fr_x = (Fr_2 \cdot a) / (b + x)$

- a , b = values given in the tables
- x = distance from the point of application of the load to the shaft shoulder



B	A42	A52/A53	A72/A73
a	4.13	4.69	5.71
b	3.35	3.70	4.57
D-S-P (Fr_2 max **)	-	-	2248
C (Fr_2 max **)	899	899	1236

B	63	83	103	123	143	153	163
a	5.08	7.48	8.86	10.31	12.05	13.70	18.43
b	3.94	5.91	6.89	7.95	9.29	10.94	14.29
D-S-P (Fr_2 max **)	2698	4047	4946	6744	8992	14613	17985
C (Fr_2 max **)	1798	2698	3372	4496	8992	14613	14613

(** Fr_2 max) Max admissible value of the reducer in static conditions and/or for limited operations. For continuous overhung loads please check the values on the performances tables calculated according to the casing, the shaft and bearings.

2.10.1 Information

In cases of ambient temperatures not envisaged in the table, call our Technical Service. In the case of temperatures under -22°F or over 140°F it is necessary to use oil seals with special properties. For operating ranges with temperatures under 32°F it is necessary to consider the following:

1. The motors need to be suitable for operation at the envisaged ambient temperature.
2. The power of the electric motor needs to be adequate for exceeding the higher starting torques required.
3. In case of cast-iron gear reducers, pay attention to impact loads since cast iron may have problems of fragility at temperatures under 5°F.
4. During the early stages of service, problems of lubrication may arise due to the high level of viscosity taken on by the oil and so it is wise to have a few minutes of rotation under no load.

Oil must be changed after approx. 10000 hours/2 years of operation; this time varies based on the type of service and on the environment inside which the gear reducer is installed. Units not featuring any oil plug are life-lubricated, and therefore maintenance-free.

2.10.2 Lubricants

Specifications of lubricants recommended by Motovario.

The units **B063 ÷ 123** are supplied with ENI BLASIA 220 oil, unless otherwise specified by the client.

The units **B143 ÷ 163** are supplied without lubricant.

	B063 - 163		BA42 - A72/3
	Mineral oil		Mineral oil
T _{amb} °F ISO/SAE	(+23) - (+104) ISO VG220	(+5) - (+77) ISO VG150	(+23) - (+104) SAE 85W-140
ENI	BLASIA 220	BLASIA 150	ROTRA MP (85W-140)
SHELL	OMALA S2 G 220	OMALA S2 G 150	SPIRAX S2 A 85W-140
KLUBER	Kluberoil GEM 1-220N	Kluberoil GEM 1-150N	Kluberoil GEM 1-460N
MOBIL	MOBILGEAR 600 XP220	MOBILGEAR 600 XP150	-
CASTROL	ALPHA SP 220	ALPHA SP 150	-
BP	ENERGOL GR-XP220	ENERGOL GR-XP150	-
PETRONAS	GEAR MEP 220	GEAR MEP 150	TUTELA TRANSMISSION W 140/M-DA

2.10.3 Special lubricants

	$T_{amb}^{\circ F}$	Polyglycol synthetic oil
ENI	(-22) - (+86)	Blasia S 150 (ISO VG150)
	(-4) - (+104)	Blasia S 220 (ISO VG220)
MOBIL	(-49) - (+32)	SHC 624 (ISO VG32)
	(-40) - (+41)	SHC 626 (ISO VG68)
KLUBER	(-40) - (+41)	Klubersynth GH 6-32 (ISO VG32)
	(-31) - 50)	Klubersynth GH 6-80 (ISO VG80)
	(-22) - (+104)	Klubersynth GH 6-150 (ISO VG150)
	(-13) - (+104)	Klubersynth GH 6-220 (ISO VG220)
	(+5) - (+122)	Klubersynth GH 6-460 (ISO VG460)
	(+14) - (+158)	Klubersynth GH 6-680 (ISO VG680)
	$T_{amb}^{\circ F}$	Polyglycol synthetic oil for food grade
KLUBER	(-22) - (+59)	Klubersynth UHI-6 100 (ISO VG100)
	(-13) - (+104)	Klubersynth UHI-6 220 (ISO VG220)
	(+5) - (+104)	Klubersynth UHI-6 320 (ISO VG320)
	(+5) - (+122)	Klubersynth UHI-6 460 (ISO VG460)
	(+14) - (+122)	Klubersynth UHI-6 680 (ISO VG680)

If 'special' lubricant is required please contact for Technical Assistance.

2.10.4 Quantity

- For the reduction units B series it is always necessary to specify the mounting position.
- The reduction units BA.. series with 2, 3 stages and B060, are supplied complete with lubricant, have no oil plugs and need no maintenance.
- The gear reducer B series sizes 080, 100 are supplied complete with lubricant and are fitted with oil plugs to suit any mounting position included in the catalogue.
- The gear reducer B series sizes 140, 150, 160 have no lubricant and are fitted with oil plugs to suit any mounting position included in the catalogue. The oil filling can be done on request, in this case it is recommended, after installation, to replace the closed plug used for transportation with the supplied breather plug. When the reduction unit is supplied without lubricant, it is provided with a label to be filled.

It is recommended, after installation, to replace the closed plug used for transportation with the supplied breather plug. Oil quantity in the table (litres ~) are indicative; for a proper use you will have to refer to the level plug or the dipstick. Any level difference could depend on construction tolerances, but also by the placement of the unit or by the mounting surface at the customer's premises. It is appropriate to check and, if necessary, restores the level when the units are installed.

B	A42	A52	A53	A72	A73
B3					
B8					
B6/B7	0,33	0,42	0,63	1	1,21
V5					
V6					

CB	A42	A52	A53	A72	A73
B3					
B8					
B6/B7	0,33	0,42	0,55	1	1,13
V5					
V6					

B-CB	063	083	103	123	143	153	163
B3	1,2	2,5	3,7	5,7	11,1	19	33
B8	1,5	2,8	4,2	7,9	13	17,5	42,8
B6	1,5	3,5	6	8,5	14,5	26	43
B7	1,5	2,8	3,9	7,3	11,8	19	30
V5	2,1	3,7	7	9,9	18,5	32,5	54,5
V6	1,3	2,6	4,5	6,7	10,8	16,5	37,3

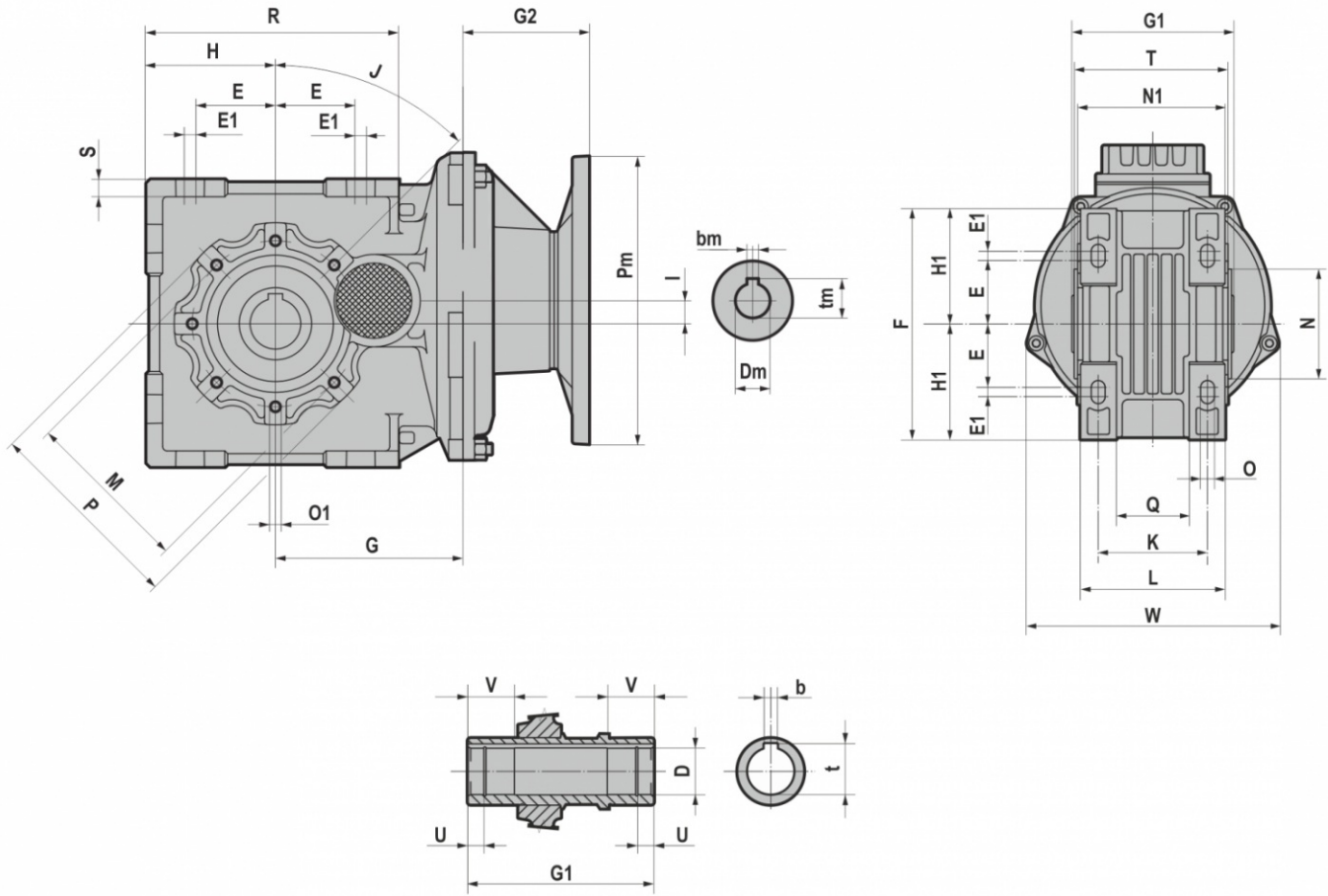
2.11 MOMENTS OF INERTIA

The following values of J_1 moment of inertia are only estimated, referred to the maximum calculated, and to the gearbox input side.

BA-2/3	J_1 [Kg*m ²]	J_1 [lb*in ²]
A42	0.0001	0.3926
A52/A53	0.0002	0.4101
A72/A73	0.0003	1.1584

B	J_1 [Kg*m ²]	J_1 [lb*in ²]
063	0.0001	0.3841
083	0.0002	0.8503
103	0.0007	2.3866
123	0.0010	3.5568
143	0.0023	7.8517
153	0.0035	11.8934
163	0.0093	31.7590

3.1.1 BA.2



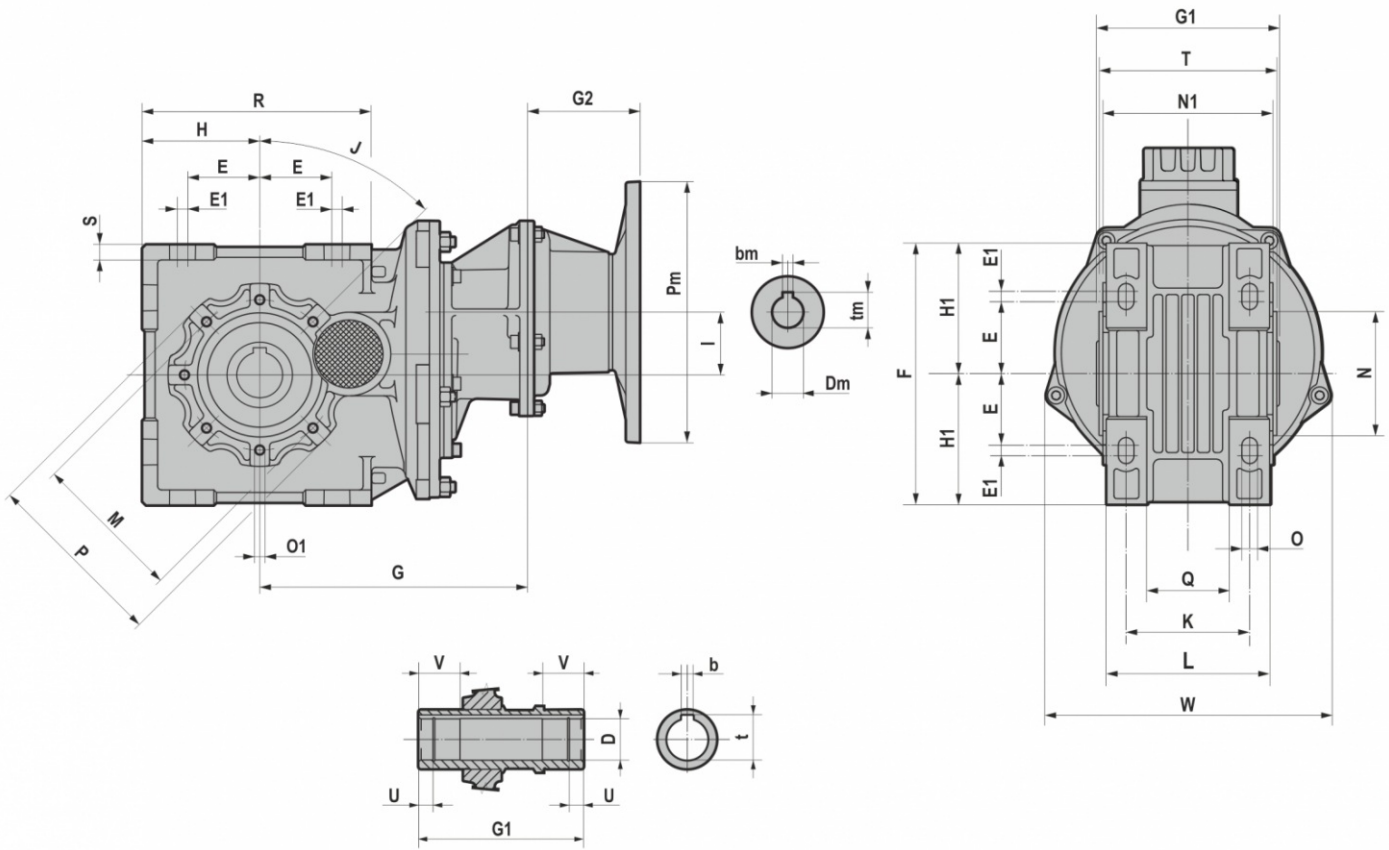
	D	b	t	U	V	E	E1	F	G	G1	H	H1	I	J
BA42	0.75	0.1875	0.84	/	1.18	1.77	/	5.12	3.74	3.94	2.56	2.56	0.315	45
BA52	1	0.25	1.12	/	1.18	2.17	/	6.3	3.86	4.41	3.15	3.15	0.165	45
BA72	1.375	0.3125	1.52	0.47	1.38	2.17	0.315	7.87	5.1	5.51	3.54	3.94	0.63	45

	K	L	M	N	N1	O	O1	P	Q	R	S	T	W
BA42	2.89	3.54	3.35	2.76 0/-0.0018	3.62	0.35	M8x12 n.4	3.94	1.77	5.02	0.31	3.82	5.98
BA52	3.15	3.94	3.74	3.15 0/-0.0018	4.02	0.35	M8x14 n.6	4.33	2.01	6.02	0.39	4.25	5.98
BA72	3.72	4.92	4.53	3.74 0/-0.0021	5.12	0.47	M8x14 n.7	5.35	2.48	6.89	0.47	5.35	8.58

NEMA	Pm x Dm	G2	
		BA42-BA52	BA72
56C	6.5"x0.625"	3.78	/
140TC	6.5"x0.875"	3.78	/
180TC	9"x1.125"	3.98	3.98

NEMA	Pm	Dm	tm	bm
56C	6.69	0.625	0.71	0.1875
140TC	6.69	0.875	0.97	0.1875
180TC	9.06	1.125	1.24	0.2500

3.1.2 BA.3



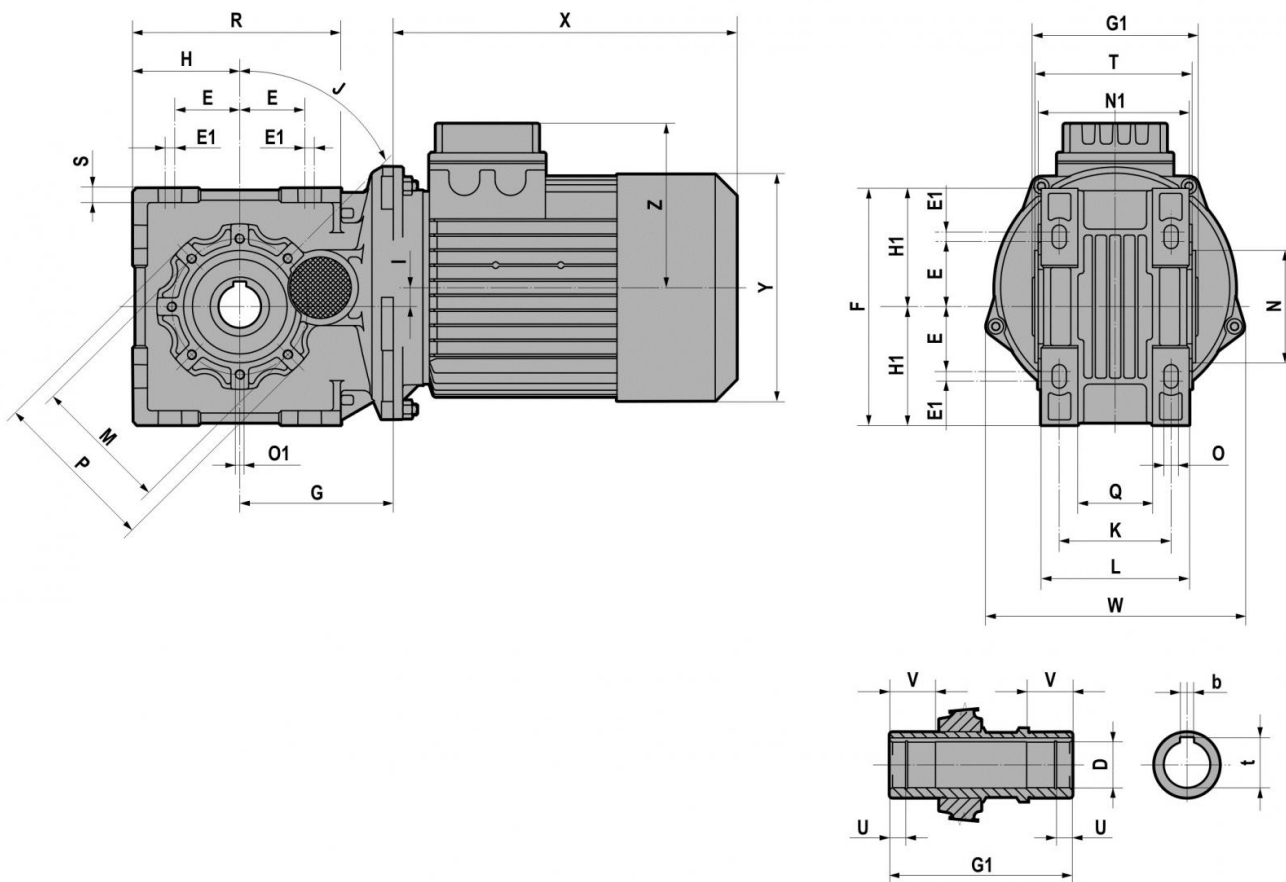
	D	b	t	U	V	E	E1	F	G	G1	H	H1	I	J
BA53	1	0.25	1.12	/	1.18	2.17	/	6.3	6.38	4.41	3.15	3.15	0.165	45
BA73	1.375	0.3125	1.52	0.47	1.38	2.17	0.315	7.87	8.05	5.51	3.54	3.94	0.63	45

	K	L	M	N	N1	O	O1	P	Q	R	S	T	W
BA53	3.15	3.94	3.74	3.15 0/-0.0018	4.02	0.35	M8x14 n.6	4.33	2.01	6.02	0.39	4.25	5.98
BA73	3.72	4.92	4.53	3.74 0/-0.0021	5.12	0.47	M8x14 n.7	5.35	2.48	6.89	0.47	5.35	8.58

		G2
NEMA	Pm x Dm	BA53-BA73
56C	6.5"x0.625"	3.78
140TC	6.5"x0.875"	3.78

NEMA	Pm	Dm	tm	bm
56C	6.69	0.625	0.71	0.1875
140TC	6.69	0.875	0.97	0.1875

3.1.3 CBA.2



	D	b	t	U	V	E	E1	F	G	G1	H	H1	I	J
CBA42	0.75	0.1875	0.84	/	1.18	1.77	/	5.12	3.74	3.94	2.56	2.56	0.315	45
CBA52	1	0.25	1.12	/	1.18	2.17	/	6.3	3.86	4.41	3.15	3.15	0.165	45
BA72	1.375	0.3125	1.52	0.47	1.38	2.17	0.315	7.87	5.1	5.51	3.54	3.94	0.63	45

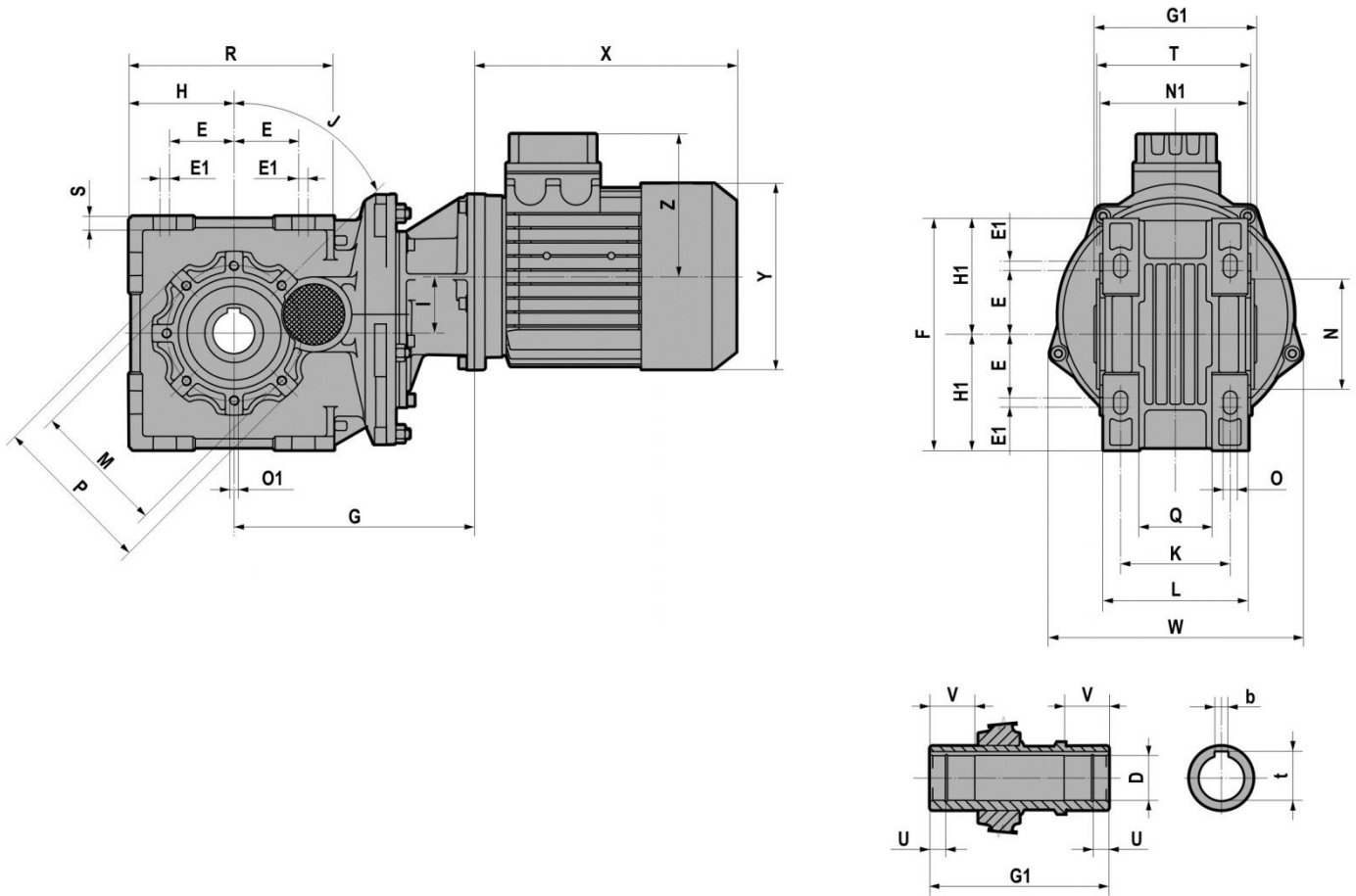
	K	L	M	N	N1	O	O1	P	Q	R	S	T	W
CBA42	2.89	3.54	3.35	2.76 0/-0.0018	3.62	0.35	M8x12 n.4	3.94	1.77	5.02	0.31	3.82	5.98
CBA52	3.15	3.94	3.74	3.15 0/-0.0018	4.02	0.35	M8x14 n.6	4.33	2.01	6.02	0.39	4.25	5.98
CBA72	3.72	4.92	4.53	3.74 0/-0.0021	5.12	0.47	M8x14 n.7	5.35	2.48	6.89	0.47	5.35	8.58

		T (IE1 - IE2 - IE3)						
		063	071	080	090S	090L	100	112
CBA42 CBA52	X	7,09	8,07	8.78 *9.69	9.33 *10.63	10.31 *11.61	/	/
	Y	4,76	5,47	6,22	6,81	6,81	/	/
	Z	4,09	4,41	4,80	5,12	5,12	/	/
CBA72	X	/	/	8.58 *9.49	9.13 *10.43	10.12 *11.42	11.42	11.89 *12.83
	Y	/	/	6,22	6,81	6,81	7,52	8,31
	Z	/	/	4,80	5,12	5,12	5,47	6,06

		TB (IE1 - IE2 - IE3)						
		063	071	080	090S	090L	100	112
CBA42 CBA52	X	9,37	10,65	11.57 *12.48	12.32 *13.62	13.31 *14.61	/	/
	Y	4,76	5,47	6,22	6,81	6,81	/	/
	Z	4,69	5,08	5,39	6,18	6,18	/	/
CBA72	X	/	/	11.42 *12.32	12.16 *13.46	13.15 *14.45	14.65	15.75 *16.69
	Y	/	/	6,22	6,81	6,81	7,52	8,31
	Z	/	/	5,39	6,18	6,18	6,61	7,20

*TP80B4, TP90S4, TP90L4, TP90S6, TP112M4, TP112M6

3.1.4 CBA.3



	D	b	t	U	V	E	E1	F	G	G1	H	H1	I	J
CBA53	1	0.25	1.12	/	1.18	2.17	/	6.3	6.38	4.41	3.15	3.15	0.165	45
CBA73	1.375	0.3125	1.52	0.47	1.38	2.17	0.315	7.87	8.05	5.51	3.54	3.94	0.63	45

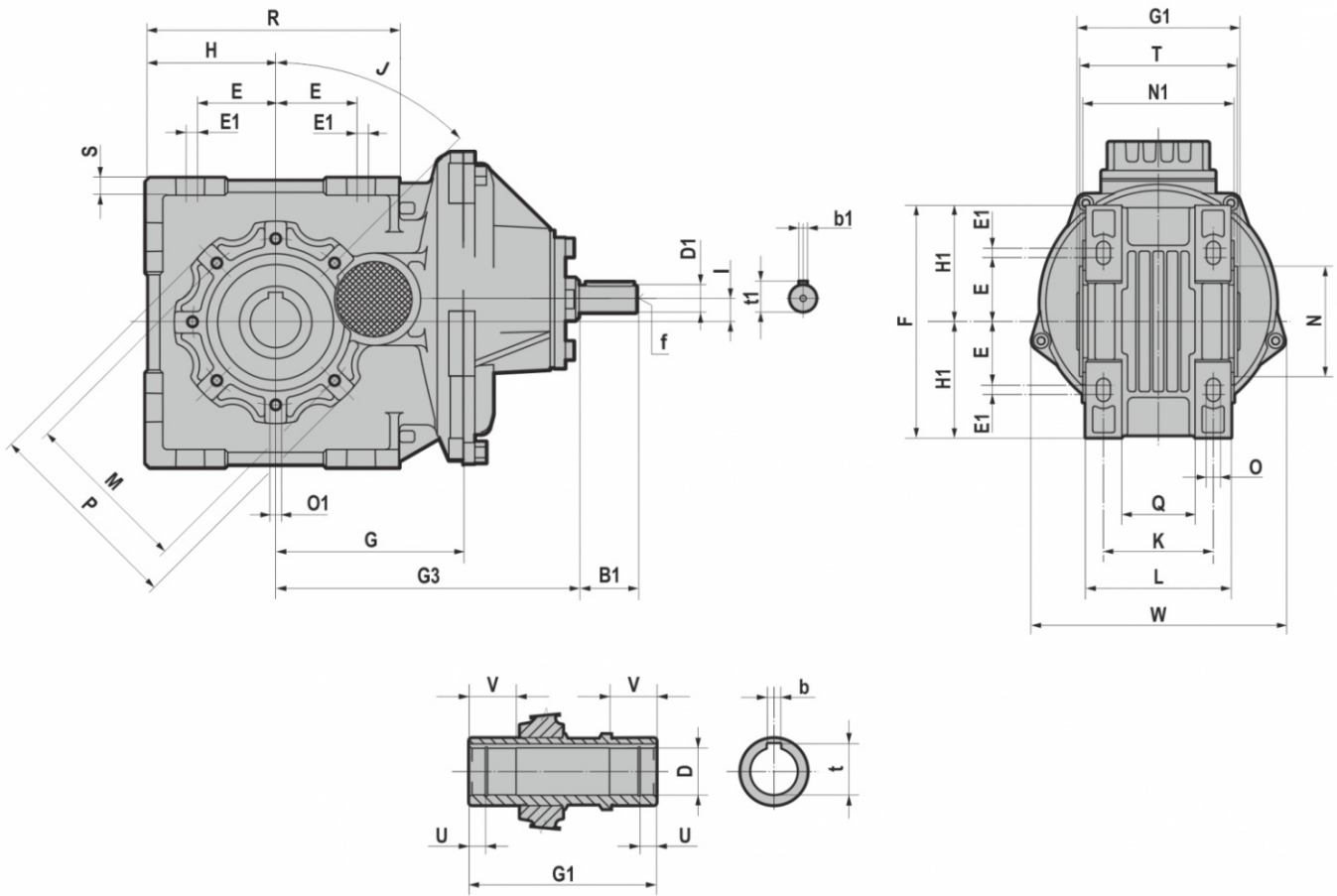
	K	L	M	N	N1	O	O1	P	Q	R	S	T	W
CBA53	3.15	3.94	3.74	3.15 0/-0.0018	4.02	0.35	M8x14 n.6	4.33	2.01	6.02	0.39	4.25	5.98
CBA73	3.72	4.92	4.53	3.74 0/-0.0021	5.12	0.47	M8x14 n.7	5.35	2.48	6.89	0.47	5.35	8.58

		T (IE1 - IE2 - IE3)						
		063	071	080	090S	090L	100	112
CBA53 CBA73	X	7,09	8,07	8.78 *(9.69)	9.33 *(10.63)	10.315 *(11.61)	/	/
	Y	4,76	5,47	6,22	6,81	6,81	/	/
	Z	4,09	4,41	4,80	5,12	5,12	/	/

		TB (IE1 - IE2 - IE3)						
		063	071	080	090S	090L	100	112
CBA53 CBA73	X	9,37	10,65	11.57 *(12.48)	12.32 *(13.62)	13.31 *(14.61)	/	/
	Y	4,76	5,47	6,22	6,81	6,81	/	/
	Z	4,69	5,08	5,39	6,18	6,18	/	/

*TP80B4, TP90S4, TP90L4, TP90S6, TP112M4, TP112M6

3.1.5 IBA.2

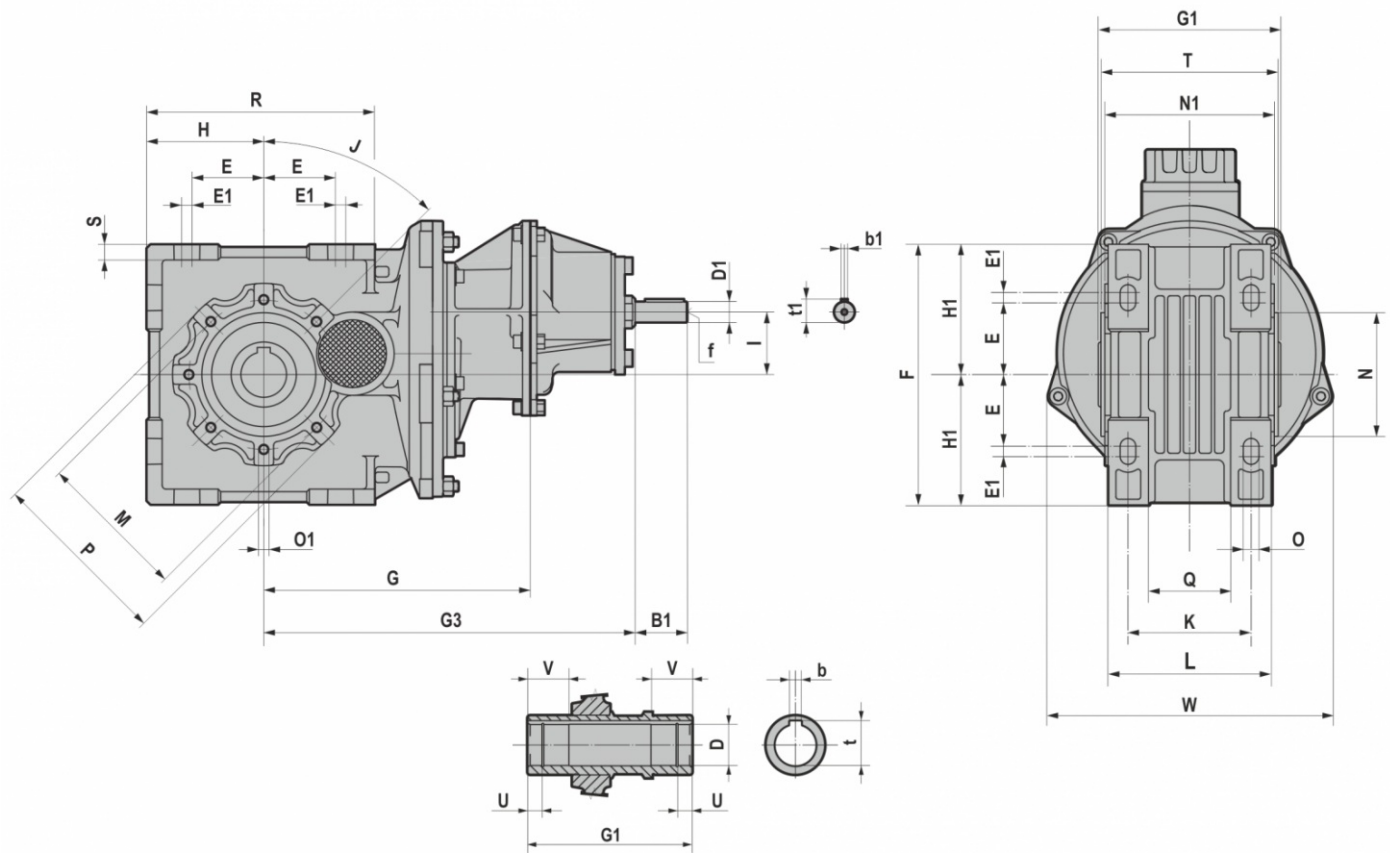


	D	b	t	U	V	E	E1	F	G	G1	H	H1	I	J
IBA42	0.75	0.1875	0.84	/	1.18	1.77	/	5.12	3.74	3.94	2.56	2.56	0.315	45
IBA52	1	0.25	1.12	/	1.18	2.17	/	6.3	3.86	4.41	3.15	3.15	0.165	45
IBA72	1.375	0.3125	1.52	0.47	1.38	2.17	0.315	7.87	5.1	5.51	3.54	3.94	0.63	45

	K	L	M	N	N1	O	O1	P	Q	R	S	T	W
BA42	2.89	3.54	3.35	2.76 0/-0.0018	3.62	0.35	M8x12 n.4	3.94	1.77	5.02	0.31	3.82	5.98
BA52	3.15	3.94	3.74	3.15 0/-0.0018	4.02	0.35	M8x14 n.6	4.33	2.01	6.02	0.39	4.25	5.98
BA72	3.72	4.92	4.53	3.74 0/-0.0021	5.12	0.47	M8x14 n.7	5.35	2.48	6.89	0.47	5.35	8.58

	G3	D1	B1	b1	t1	f
IBA42	6.91	0.75	1.57	0.1875	0.83	1/4 - 20
IBA52	7.05	0.75	1.57	0.1875	0.83	1/4 - 20
IBA72	8.27	0.875	1.97	0.1875	0.96	1/4 - 20

3.1.6 IBA.3



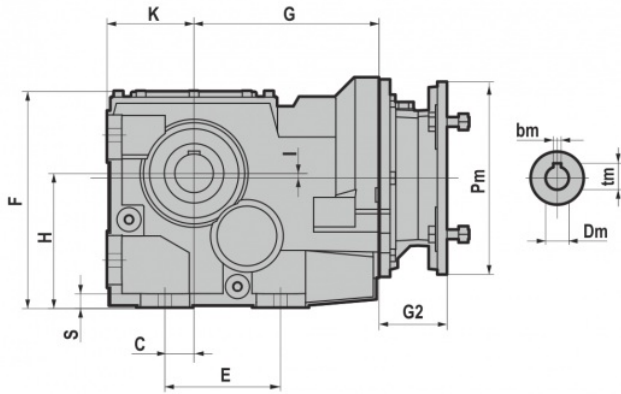
	D	b	t	U	V	E	E1	F	G	G1	H	H1	I	J
IBA53	1	0.25	1.12	/	1.18	2.17	/	6.3	6.38	4.41	3.15	3.15	0.165	45
IBA73	1.375	0.3125	1.52	0.47	1.38	2.17	0.315	7.87	8.05	5.51	3.54	3.94	0.63	45

	K	L	M	N	N1	O	O1	P	Q	R	S	T	W
IBA53	3.15	3.94	3.74	3.15 0/-0.0018	4.02	0.35	M8x14 n.6	4.33	2.01	6.02	0.39	4.25	5.98
IBA73	3.72	4.92	4.53	3.74 0/-0.0021	5.12	0.47	M8x14 n.7	5.35	2.48	6.89	0.47	5.35	8.58

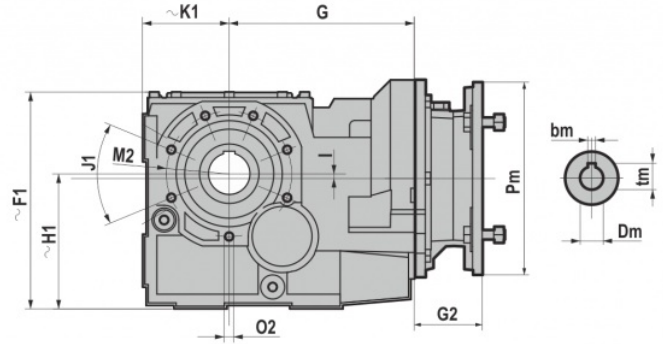
	G3	D1	B1	b1	t1	f
IBA53	9.55	0.75	1.57	0.1875	0.83	1/4 - 20
IBA73	11.22	0.75	1.57	0.1875	0.83	1/4 - 20

3.1.7 B

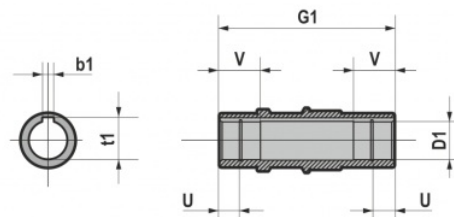
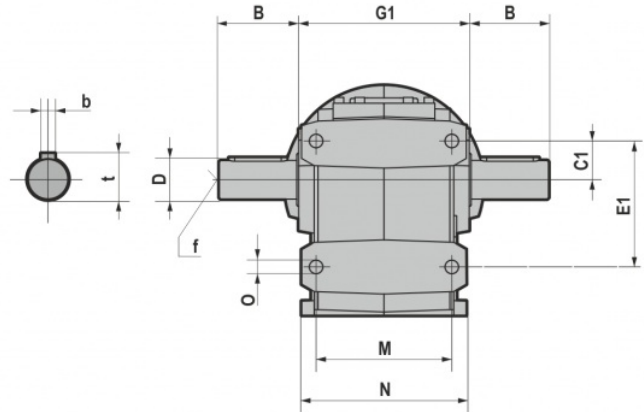
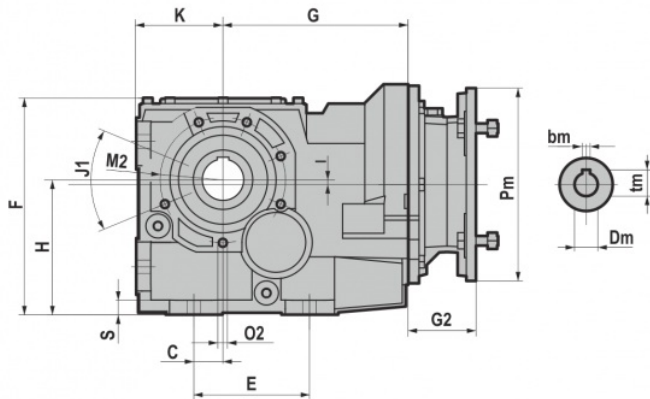
B...F



B...S



B...U



3.1 REDUCERS/GEARED MOTORS

	D1	b1	t1	U	V	B	D	b	t	f	C	C1	E	E1	F	F1
B063	1.375	0.3125	1.52	0.472	1.38	2.76	1.375 0/-0.0005	0.3125	1.51	1/2-13	1.18	1.53	5.12	4.96	8.46	8.64
	1.5	0.375	1.67													
B083	1.5	0.375	1.67	/	1.65	3.15	1.625 0/-0.001	0.375	1.79	5/8-11	1.18	1.57	4.72	5.12	8.86	8.86
B103	2	0.5	2.22	/	1.97	3.94	2 0/-0.001	0.5	2.22	3/4-10	1.57	1.97	5.91	6.3	11.14	11.14
B123	2.375	0.625	2.65	/	2.76	4.72	2.375 0/-0.001	0.625	2.65	3/4-10	2.17	3.07	7.09	8.66	13.43	13.46
B143	2.75	0.625	3.03	/	2.95	5.51	2.875 0/-0.001	0.75	3.2	3/4-10	2.95	3.54	9.45	11.02	16.65	/
B153	3.25	0.75	3.59	/	3.54	6.69	3.625 0/-0.001	0.875	4.01	1-8	3.74	4.33	11.02	12.99	19.61	/
B163	4	1	4.44	/	4.02	8.27	4.375 0/-0.001	1	4.82	1-8	4.58	6.1	13.78	16.53	24.21	/

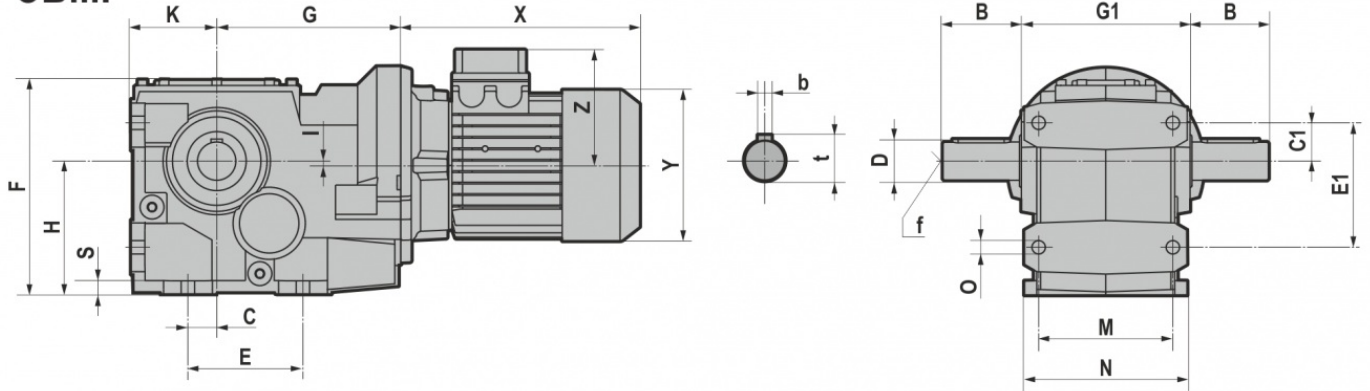
	G	G1	H	H1	I	K	K1	M	N	O	S	J1	M2	O2
B063	6.85	5.51	5.2	5.39	1.3	3.46	3.64	4.09	4.96	0.55	0.47	45	5.12	M10x20 (n.6)
B083	7.56	7.09	5.51	5.51	0.2	3.54	3.54	5.51	6.69	0.55	0.59	45	5.12	M10x20 (n.6/7)
B103	8.41	8.27	7.09	7.09	0.98	4.41	4.41	6.5	8.07	0.71	0.71	45	6.5	M12x22 (n.6/7)
B123	9.69	9.45	8.35	8.39	1.32	5.2	5.24	7.09	9.06	0.87	0.87	45	7.28	M14x28 (n.7)
B143	10.98	11.81	10.43	/	1.34	6.3	/	9.45	11.42	0.87	0.87	45	7.87	M14x30 (n.7)
B153	13.9	13.78	12.4	/	1.38	7.87	/	10.63	12.99	1.02	1.02	45	9.65	M16x32 (n.7)
B163	16.79	17.52	14.76	/	1.85	9.07	/	12.99	15.75	1.5	1.77	45	11.73	M18x40 (n.7)

NEMA	Pm x Dm	G2						
		B063	B083	B103	B123	B143	B153	B163
56C	6.5"x0.625"	3.74	2.95	2.95	/	/	/	/
140TC	6.5"x0.875"	3.74	2.95	2.95	2.58	/	/	/
180TC	9"x1.125"	4.33	3.54	3.54	3.17	3.17	2.20	/
210TC	9"x1.375"	/	6.02	6.02	5.65	5.65	4.69	/
250TC	9"x1.625"	/	/	6.02	5.65	5.65	4.69	/
280TC	11"x1.875"	/	/	/	6.89	6.89	5.93	5.35
320TC	13.375"x2.125"	/	/	/	/	7.03	6.28	5.57
360TC	13.375"x2.375"	/	/	/	/	/	6.28	5.57

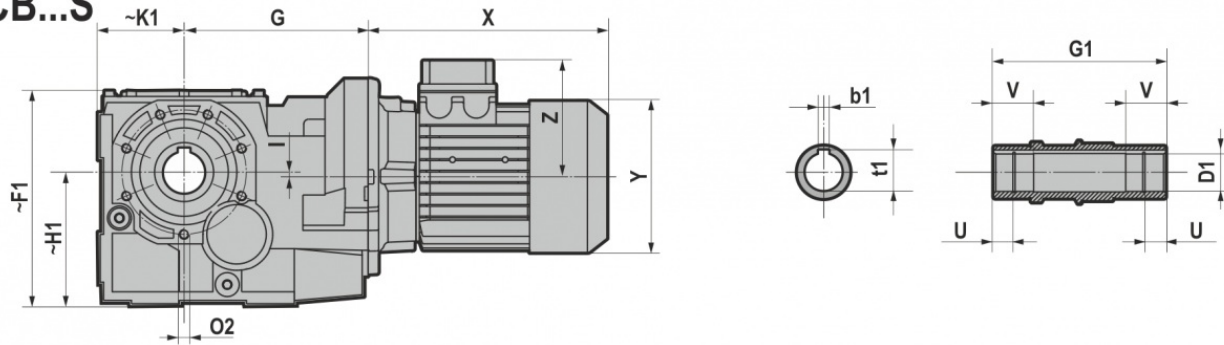
NEMA	Pm	Dm	tm	bm
56C	6.69	0.625	0.71	0.1875
140TC	6.69	0.875	0.97	0.1875
180TC	9.06	1.125	1.24	0.2500
210TC	9.06	1.375	1.52	0.3125
250TC	9.06	1.625	1.80	0.3750
280TC	11.02	1.875	2.10	0.5000
320TC	13.39	2.125	2.35	0.5000
360TC	13.39	2.375	2.65	0.6250

3.1.8 CB

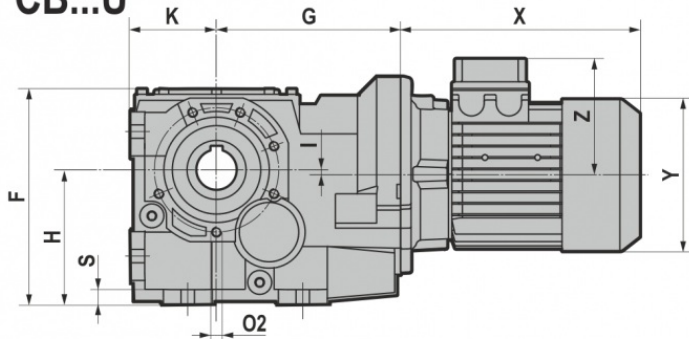
CB...F



CB...S



CB...U



3.1 REDUCERS/GEARED MOTORS

	D1	b1	t1	U	V	B	D	b	t	f	C	C1	E	E1	F	F1
CB063	1.375	0.3125	1.52	0.472	1.38	2.76	1.375 0/-0.0005	0.3125	1.51	1/2-13	1.18	1.53	5.12	4.96	8.46	8.64
	1.5	0.375	1.67													
CB083	1.5	0.375	1.67	/	1.65	3.15	1.625 0/-0.001	0.375	1.79	5/8-11	1.18	1.57	4.72	5.12	8.86	8.86
CB103	2	0.5	2.22	/	1.97	3.94	2 0/-0.001	0.5	2.22	3/4-10	1.57	1.97	5.91	6.3	11.14	11.14
CB123	2.375	0.625	2.65	/	2.76	4.72	2.375 0/-0.001	0.625	2.65	3/4-10	2.17	3.07	7.09	8.66	13.43	13.46
CB143	2.75	0.625	3.03	/	2.95	5.51	2.875 0/-0.001	0.75	3.2	3/4-10	2.95	3.54	9.45	11.02	16.65	/
CB153	3.25	0.75	3.59	/	3.54	6.69	3.625 0/-0.001	0.875	4.01	1-8	3.74	4.33	11.02	12.99	19.61	/
CB163	4	1	4.44	/	4.02	8.27	4.375 0/-0.001	1	4.82	1-8	4.58	6.1	13.78	16.53	24.21	/

	G	G1	H	H1	I	K	K1	M	N	O	S	J1	M2	O2
CB063	6.85	5.51	5.2	5.39	1.3	3.46	3.64	4.09	4.96	0.55	0.47	45	5.12	M10x20 (n.6)
CB083	7.56	7.09	5.51	5.51	0.2	3.54	3.54	5.51	6.69	0.55	0.59	45	5.12	M10x20 (n.6/7)
CB103	8.41	8.27	7.09	7.09	0.98	4.41	4.41	6.5	8.07	0.71	0.71	45	6.5	M12x22 (n.6/7)
CB123	9.69	9.45	8.35	8.39	1.32	5.2	5.24	7.09	9.06	0.87	0.87	45	7.28	M14x28 (n.7)
CB143	10.98	11.81	10.43	/	1.34	6.3	/	9.45	11.42	0.87	0.87	45	7.87	M14x30 (n.7)
CB153	13.9	13.78	12.4	/	1.38	7.87	/	10.63	12.99	1.02	1.02	45	9.65	M16x32 (n.7)
CB163	16.79	17.52	14.76	/	1.85	9.07	/	12.99	15.75	1.5	1.77	45	11.73	M18x40 (n.7)

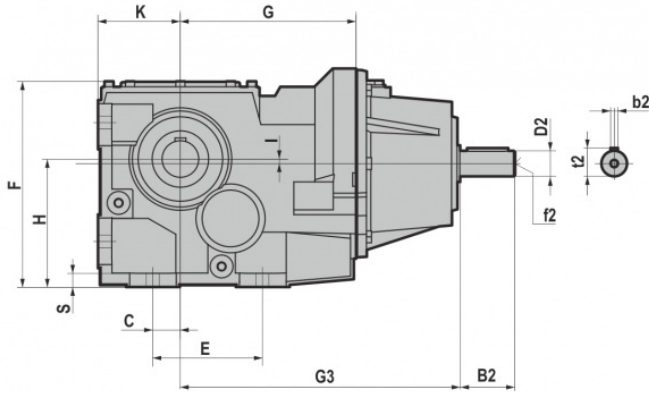
		T (IE1 - IE2 - IE3)								
		063	071	080	090S	090L	100	112	132S	132M
CB063	X	8.46	9.49	10.55 *11.46	11.65 *12.95	12.64 *13.94	13.11	13.82 *14.76	/	/
	Y	4.76	5.47	6.22	6.81	6.81	7.52	8.31	/	/
	Z	4.09	4.41	4.8	5.12	5.12	5.47	6.06	/	/
CB083 CB103	X	/	8.7	9.76 *10.67	10.87 *12.17	11.85 *13.15	13.19	14.02 *14.96	15.94	17.44
	Y	/	5.47	6.22	6.81	6.81	7.52	8.31	9.8	9.8
	Z	/	4.41	4.8	5.12	5.12	5.47	6.06	7.64	7.64
CB123 CB143	X	/	/	/	10.51 *11.81	11.5 *12.8	12.83	13.66 *14.61	15.59	17.09
	Y	/	/	/	6.81	6.81	7.52	8.31	9.8	9.8
	Z	/	/	/	5.12	5.12	5.47	6.06	7.64	7.64

		TB (IE1 - IE2 - IE3)								
		063	071	080	090S	090L	100	112	132S	132M
CB063	X	10.75	12.07	13.43 *14.33	14.69 *15.98	15.67 *16.97	16.34	17.64 *18.58	/	/
	Y	4.76	5.47	6.22	6.81	6.81	7.52	8.31	/	/
	Z	4.69	5.08	5.39	6.18	6.18	6.61	7.2	/	/
CB083 CB103	X	/	11.28	12.64 *13.54	13.9 *15.2	14.88 *16.18	16.42	17.83 *18.78	19.88	21.54
	Y	/	5.47	6.22	6.81	6.81	7.52	8.31	9.8	9.8
	Z	/	5.08	5.39	6.18	6.18	6.61	7.2	9.06	9.06
CB123 CB143	X	/	/	/	13.5 *14.8	14.49 *15.79	16.02	17.44 *18.39	19.49	21.14
	Y	/	/	/	6.81	6.81	7.52	8.31	9.8	9.8
	Z	/	/	/	6.18	6.18	6.61	7.2	9.06	9.06

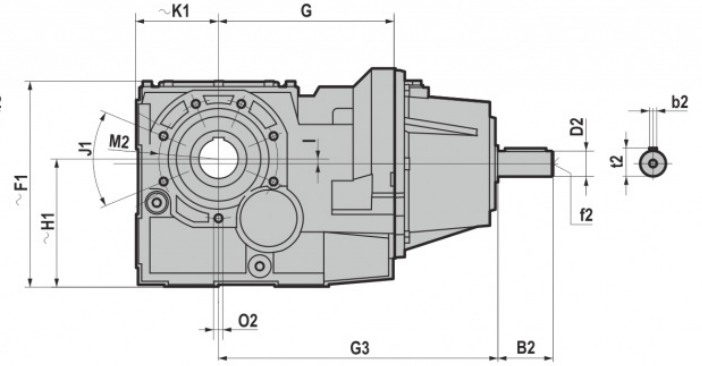
*TP80B4, TP90S4, TP90L4, TP90S6, TP112M4, TP112M6

3.1.9 IB

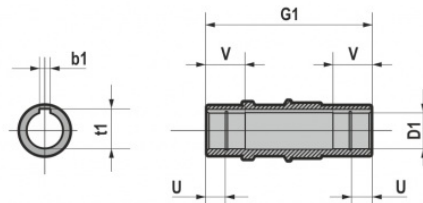
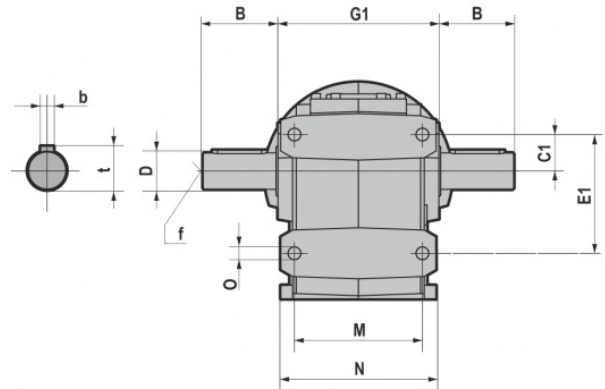
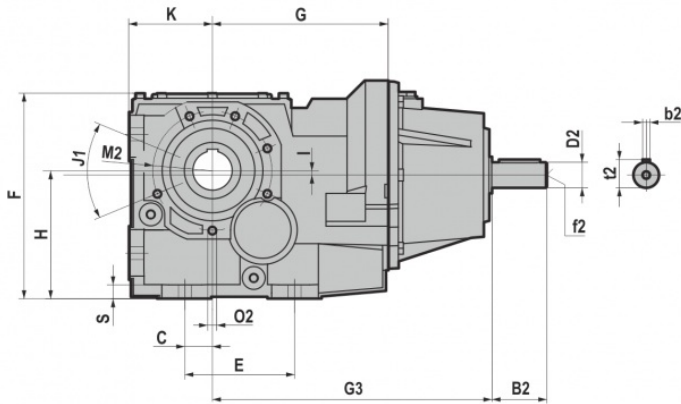
IB...F



IB...S



IB...U



	D1	b1	t1	U	V	B	D	b	t	f	C	C1	E	E1	F	F1
IB063	1.375	0.3125	1.52	0.472	1.38	2.76	1.375 0/-0.0005	0.3125	1.51	1/2-13	1.18	1.53	5.12	4.96	8.46	8.64
	1.5	0.375	1.67													
IB083	1.5	0.375	1.67	/	1.65	3.15	1.625 0/-0.001	0.375	1.79	5/8-11	1.18	1.57	4.72	5.12	8.86	8.86
IB103	2	0.5	2.22	/	1.97	3.94	2 0/-0.001	0.5	2.22	3/4-10	1.57	1.97	5.91	6.3	11.14	11.14
IB123	2.375	0.625	2.65	/	2.76	4.72	2.375 0/-0.001	0.625	2.65	3/4-10	2.17	3.07	7.09	8.66	13.43	13.46
IB143	2.75	0.625	3.03	/	2.95	5.51	2.875 0/-0.001	0.75	3.2	3/4-10	2.95	3.54	9.45	11.02	16.65	/
IB153	3.25	0.75	3.59	/	3.54	6.69	3.625 0/-0.001	0.875	4.01	1-8	3.74	4.33	11.02	12.99	19.61	/
IB163	4	1	4.44	/	4.02	8.27	4.375 0/-0.001	1	4.82	1-8	4.58	6.1	13.78	16.53	24.21	/

	G	G1	H	H1	I	K	K1	M	N	O	S	J1	M2	O2
IB063	6.85	5.51	5.2	5.39	1.3	3.46	3.64	4.09	4.96	0.55	0.47	45	5.12	M10x20 (n.6)
IB083	7.56	7.09	5.51	5.51	0.2	3.54	3.54	5.51	6.69	0.55	0.59	45	5.12	M10x20 (n.6/7)
IB103	8.41	8.27	7.09	7.09	0.98	4.41	4.41	6.5	8.07	0.71	0.71	45	6.5	M12x22 (n.6/7)
IB123	9.69	9.45	8.35	8.39	1.32	5.2	5.24	7.09	9.06	0.87	0.87	45	7.28	M14x28 (n.7)
IB143	10.98	11.81	10.43	/	1.34	6.3	/	9.45	11.42	0.87	0.87	45	7.87	M14x30 (n.7)
IB153	13.9	13.78	12.4	/	1.38	7.87	/	10.63	12.99	1.02	1.02	45	9.65	M16x32 (n.7)
IB163	16.79	17.52	14.76	/	1.85	9.07	/	12.99	15.75	1.5	1.77	45	11.73	M18x40 (n.7)

	G3	B2	D2	b2	t2	f2
IB063	10.39	1.97	0.875 0/-0.0005	0.188	0.96	1/4-20
IB083	12.01	2.76	1.375 0/-0.0005	0.313	1.51	1/2-13
IB103	12.85	2.76	1.375 0/-0.0005	0.313	1.51	1/2-13
IB123	14.67	3.15	1.625 0/-0.001	0.375	1.79	5/8-11
IB143	15.96	3.15	1.625 0/-0.001	0.375	1.79	5/8-11
IB153	19.41	3.15	1.625 0/-0.001	0.375	1.79	5/8-11
IB163	22.11	4.33	1.875 0/-0.001	0.5	2.09	5/8-11

3.2 WEIGHTS

The values reported in the tables are referred to the weight of the gearbox with lubricant included.

*Weight without motor

* B-PB	56C	140TC	180TC	210TC	250TC	280TC	320TC	360TC	- lb	IB	- lb
A42	10.60	11.20	/	/	/	/	/	/		A42	10.60
A52	11.90	12.60	/	/	/	/	/	/		A53	18.10
A53	15.60	18.70	/	/	/	/	/	/		A52	11.90
A72	33.20	33.70	34.20	/	/	/	/	/		A72	33.90
A73	31.50	34.60	/	/	/	/	/	/		A73	33.90
O63	54.10	53.94	57.21	/	/	/	/	/		O63	52.20
O83	63.62	63.45	68.67	83.53	83.24	/	/	/		O83	73.00
103	170.98	170.81	176.03	190.89	190.60	/	/	/		103	129.60
123	/	169.57	174.65	190.74	190.61	215.81	221.88	/		123	190.70
143	/	420.37	425.45	441.54	441.41	466.61	472.68	/		143	291.01
153	/	/	404.77	419.13	424.37	444.58	453.78	453.40		153	469.60
163	/	/	/	/	/	1018.45	1026.52	1026.14		163	1004.45

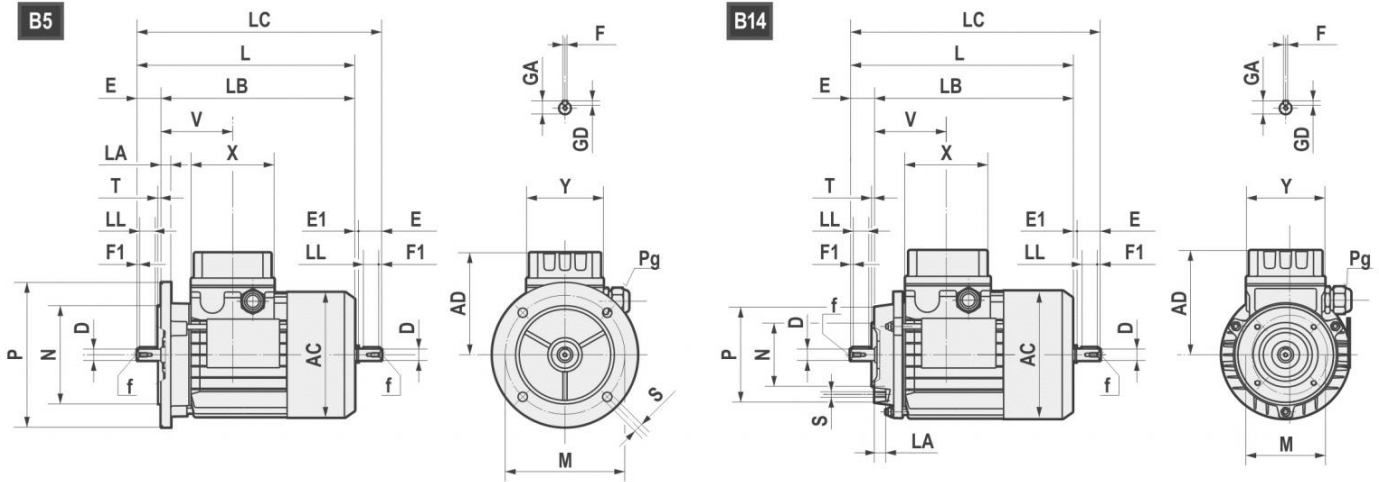
CB	TH			- lb
	63	71	80	
A42	3.67	4.71	6.8	- lb
A52	4.03	5.11	7.21	
A53	4.71	5.8	7.89	
A72	/	/	10.57	
A73	7.97	9.06	11.16	
O63	11.24	11.83	14.24	
O83	/	/	16.96	
103	/	/	28.62	

CB	TBH			- lb
	63	71	80	
A42	4.31	5.62	8.21	- lb
A52	4.67	5.99	8.62	
A53	5.35	6.67	9.3	
A72	/	/	12.38	
A73	8.66	9.98	12.97	
O63	11.93	12.84	15.83	
O83	/	/	18.55	
103	/	/	30.16	

CB	TP							- lb
	80	090S	090L	100	112	132S	132M	
A42	7.53	/	/	/	/	/	/	- lb
A52	7.94	9.93	10.89	/	/	/	/	
A53	8.62	10.61	11.57	/	/	/	/	
A72	11.29	13.34	14.29	18.1	25.31	/	/	
A73	11.88	13.93	14.88	/	/	/	/	
O63	14.97	17.87	18.6	21.05	30.3	/	/	
O83	17.69	19.91	20.41	22.68	31.89	40.55	42.5	
103	29.35	31.57	32.07	34.34	43.54	52.21	54.16	
123	/	41.5	41.78	44.45	53.03	62.14	62.91	
143	/	/	/	65	73.57	82.69	83.46	

CB	TBP							- lb
	80	090S	090L	100	112	132S	132M	
A42	8.94	/	/	/	/	/	/	- lb
A52	9.34	12.11	8.57	/	/	/	/	
A53	10.02	12.79	13.79	/	/	/	/	
A72	13.11	14.92	16.78	21.91	31.07	/	/	
A73	13.7	15.74	17.37	/	/	/	/	
O63	16.56	20.37	21.09	24.18	35.92	/	/	
O83	19.28	22.41	22.91	25.81	37.51	46.86	48.81	
103	30.89	34.06	34.56	37.42	49.17	58.56	60.51	
123	/	44	44.27	47.58	58.65	68.49	69.26	
143	/	/	/	68.13	79.33	88.9	89.95	

3.3.1 Electric motors



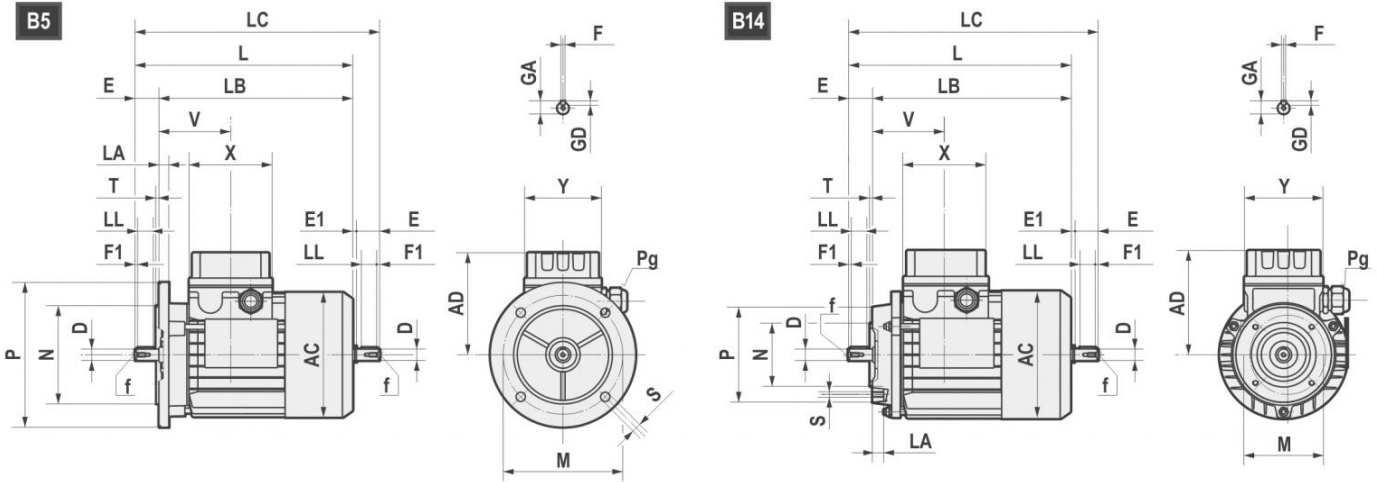
	AC	AD	L	LB	LC	X	Y	V	D	E	E1	f	F1	GA	F	GD
63	121	104	211	188	235.5	80	74	69	11 j6	23	1.5	M4x10	2.5	12.5	4	4
71	139	112	238.5	208.5	271	80	74	74.5	14 j6	30	2.5	M5x12.5	3	16	5	5
80	158	122	272.5 *296	232.5 *256	314 *337	80	74	78	19 j6	40	1.5	M6x16	5	21.5	6	6
90S	173	146	298 *331	248 *281	349.5 *381	98	98	89.5	24 j6	50	1.5	M8x19	5	27	8	7
90L	173	146	323 *356	273 *306	374.5 *408	98	98	89.5	24 j6	50	1.5	M8x19	5	27	8	7
100	191	155	368	308	431.5	98	98	97.5	28 j6	60	3.5	M10x22	7.5	31	8	7
112	211	170	382.5 *408	322.5 *348	447 *472	98	98	100	28 j6	60	3.5	M10x22	7.5	31	8	7
132S	249	195	452	372	536.5	118	118	115.5	38 k6	80	4	M12x28	10	41	10	8
132L	249	195	490	410	574.5	118	118	115.5	38 k6	80	4	M12x28	10	41	10	8
160S	249	195	520	410	/	118	118	115.5	42k6	100	/	M16x36	10	45	12	8

*TP80B4, TP90S4, TP90L4, TP90S6, TP112M4, TP112M6

B5	M	N	P	LA	S	T
63	115	95	140	10	9	3
71	130	110	160	10	9.5	3.5
80	165	130	200	12	11	3.5
90	165	130	200	12	11	3.5
100	215	180	250	15	14	4
112	215	180	250	14.5	14	4
132	265	230	300	20	14	3.5
160	300	250	350	13	18.5	3.5

B14	M	N	P	LA	S	T
63	75	60	90	10	M5	2.5
71	85	70	105	10.5	M6	2.5
80	100	80	120	10.5	M6	3
90	115	95	140	11.5	M8	3
100	130	110	160	15	M8	3.5
112	130	110	160	11.5	M8	3.5
132	165	130	200	20.5	M10	3.5
160	215	180	250	-	M12	4

All dimensions are in mm



		AC	AD	L	LB	X	D	E	f	GA	F	GD	LL	Pg	
160M	2-4-6	314	251	600	490	158	42	110	M16	45	12	8	90	2-M40x1.5	1-M16x1.5
160L	2-4-6	314	251	645	535	158	42	110	M16	45	12	8	90	2-M40x1.5	1-M16x1.5
180M	2-4	355	267	680	570	158	48	110	M16	51.5	14	9	100	2-M40x1.5	1-M16x1.5
180L	4-6	355	267	720	610	158	48	110	M16	51.5	14	9	100	2-M40x1.5	1-M16x1.5
200L	2-4-6	397	300	785	675	187	55	110	M20	59	16	10	100	2-M50x1.5	1-M16x1.5
225S	4	446	325	820	680	187	60	140	M20	64	18	11	125	2-M50x1.5	1-M16x1.5
225M	2	446	325	815	705	187	55	110	M20	59	16	10	100	2-M50x1.5	1-M16x1.5
225M	4-6	446	325	845	705	187	60	140	M20	64	18	11	125	2-M50x1.5	1-M16x1.5
250M	2-4-6	485	360	910	770	238	60	140	M20	64	18	11	125	2-M63x1.5	1-M16x1.5
250M	2-4-6	485	360	910	770	238	65	140	M20	69	18	11	125	2-M63x1.5	1-M16x1.5
280S	2-4-6	547	390	970	830	238	65	140	M20	69	18	11	125	2-M63x1.5	1-M16x1.5
280S	2-4-6	547	390	970	830	238	75	140	M20	79.5	20	12	125	2-M63x1.5	1-M16x1.5
280M	2-4-6	547	390	1025	885	238	65	140	M20	69	18	11	125	2-M63x1.5	1-M16x1.5
280M	2-4-6	547	390	1025	885	238	75	140	M20	79.5	20	12	125	2-M63x1.5	1-M16x1.5

B5	M	N	P	LA	S	T
160	300	250	350	13	19	5
180	300	250	350	15	19	5
200	350	300	400	17	19	5
225	400	350	450	20	19	5
250	500	450	550	22	19	5
280	500	450	550	22	19	5

All dimensions are in mm

3.3 ELECTRIC MOTORS

3.3.2 Nominal power - [HP]

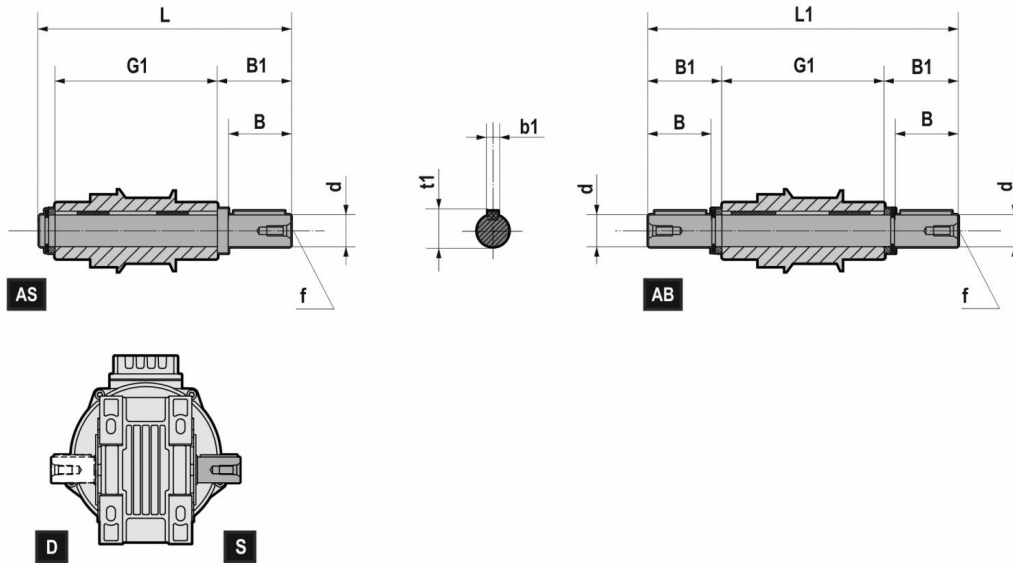
Poles	56B		63A		63B	63C	63D	71A	71B	71C
	TS	TH	TS	TH	TH	TH	TH	TH	TH	TH
2	-	0.16	-	0.25	0.33	0.5	-	0.5	0.75	-
4	0.12	-	-	0.16	0.25	-	0.33	0.33	0.5	0.75
6	-	-	0.12	-	0.16	0.25	-	0.25	0.33	0.5

Poles	80A		80B		90L	90L	100LR	100L	100LA
	TH	TP	TH	TP	TP	TP	TP	TP	TP
2	-	1	-	1.5	2	3	-	4	-
4	0.75	-	-	1	1.5	2	-	-	3
6	0.5	-	0.75	-	1	-	1.5	2	-

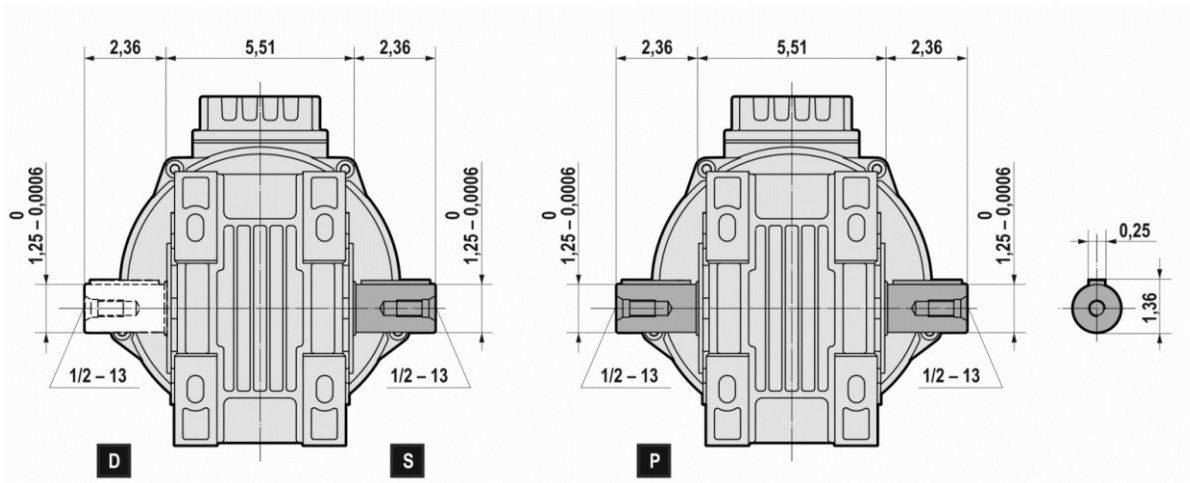
Poles	112MR	112MS	112M	132S	132MS	132M	132MA	132MB
	TP	TP	TP	TP	TP	TP	TP	TP
2	-	-	5.5	7.5	-	10	-	-
4	3	4	5.5	-	7.5	10	-	-
6	-	-	3	4	-	-	5.5	7.5

Poles	160M	160MA	160MB	160L	160LA	180M	180L
	2	-	15	20	25	-	30
4	-	15	-	-	20	25	30
6	10	-	-	15	-	-	20

Poles	200L	200LA	200LB	225S	225M	250M	280S	280M
	2	-	40	50	-	-	-	-
4	40	-	-	50	60	74	101	121
6	-	25	30	-	-	-	-	-

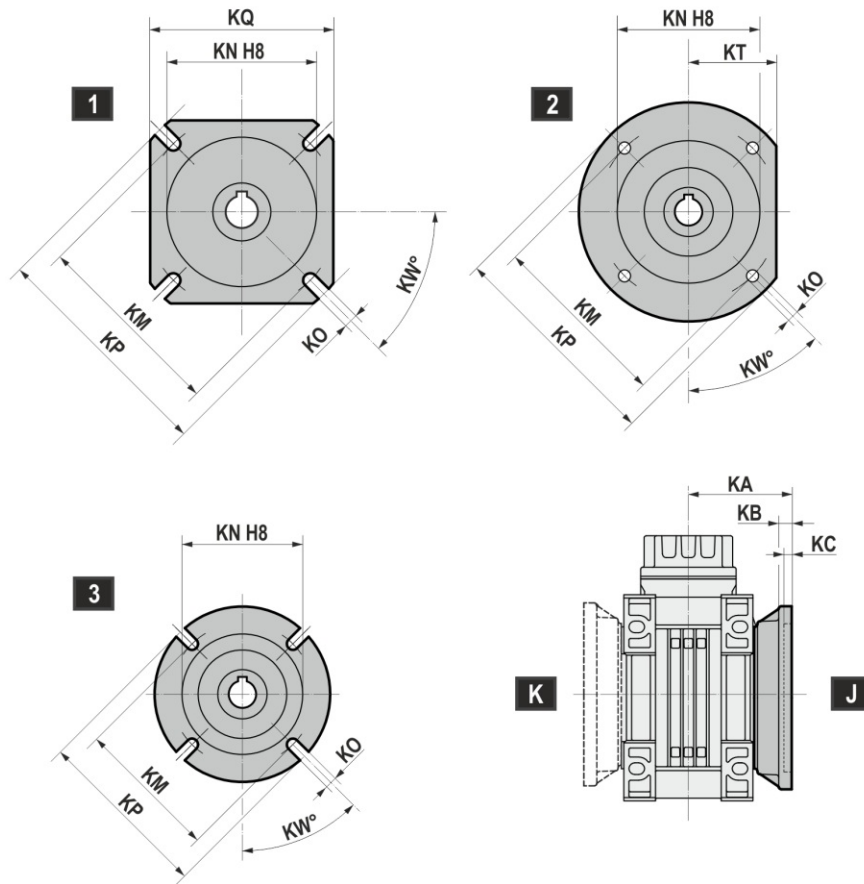


BA70 solid shaft



	d 0/-0.0005	B	B1	G1	L	L1	f	b1	t1
BA42	0.75	1.57	1.71	3.94	6.30	7.32	1/4-20	0.19	0.84
BA52-BA53	1.00	1.97	2.11	4.41	6.81	8.62	3/8-16	0.25	1.11

4.2.1 BA



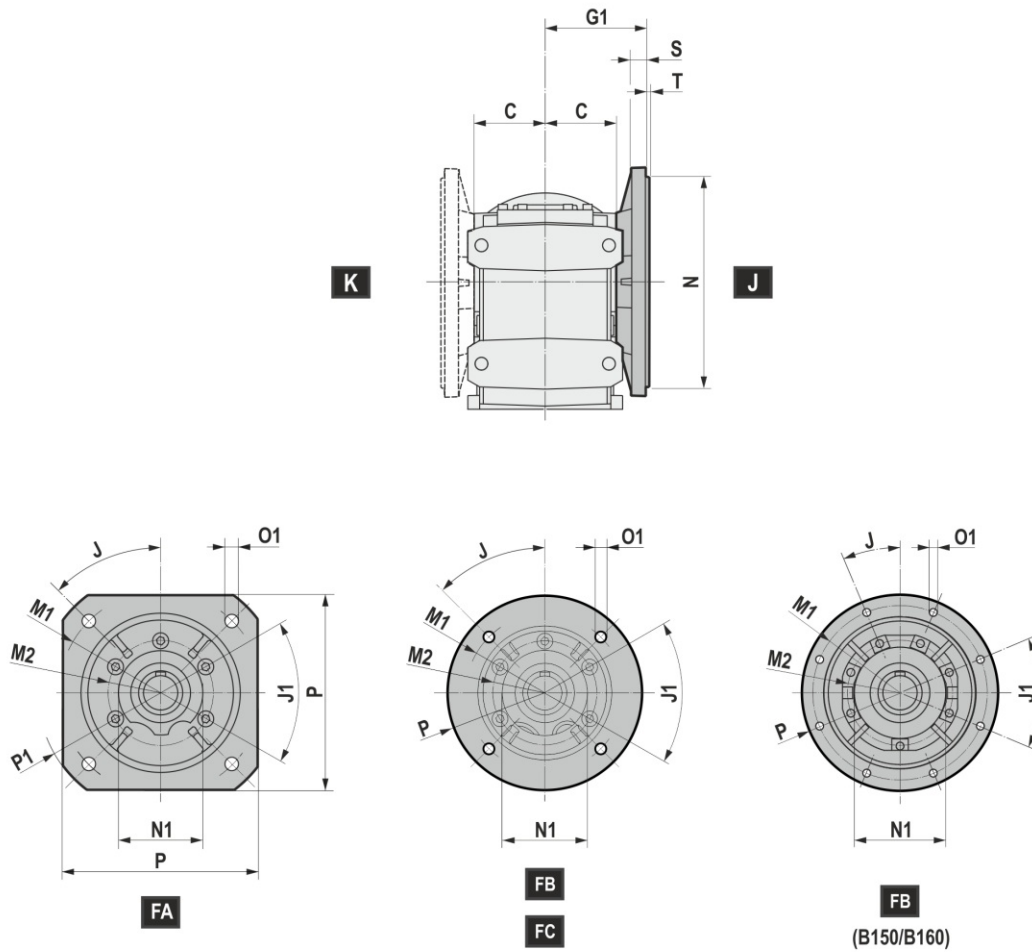
	A42	A52-A53	A72-A73
FA	1	1	1
FB	1	1	3
FC	2	2	-
FD	2	2	-

B..-CB..	KA	KB	KC	KN	KM	KO	KP	KQ	KT	KW	
BA42	FA	3.54	0.35	0.2	2.76	3.54 min	0.43 (n.4)	4.92	4.33	-	45°
	FB	4.72	0.35	0.2	2.76	3.54 min	0.43 (n.4)	4.92	4.33	-	45°
	FC	3.5	0.39	0.2	4.33	5.12	0.37 (n.4)	7.87	-	3.15	45°
	FD	2.83	0.57	0.2	3.74	4.53	0.43 (n.4)	5.51	-	2.36	45°
BA52 BA53	FA	3.23	0.39	0.24	4.53	5.91	0.43 (n.4)	7.09	5.59	-	45°
	FB	4.41	0.39	0.24	4.53	5.91	0.43 (n.4)	7.09	5.59	-	45°
	FC	3.86	0.39	0.2	5.12	6.5	0.43 (n.4)	7.87	-	3.15	45°
	FD	4.21	0.39	0.2	5.12	6.5	0.43 (n.4)	7.87	-	-	45°
BA72 BA73	FA	4.37	0.51	0.24	5.12	6.5	0.55 (n.4)	7.87	6.69	-	45°
	FB	3.54	0.51	0.24	4.33	5.12	0.55 (n.4)	6.3	-	-	45°

Unless specified otherwise, the reduction unit is supplied with the accessories in pos. J referred to position B3/B5.

4.2 OUTPUT FLANGE

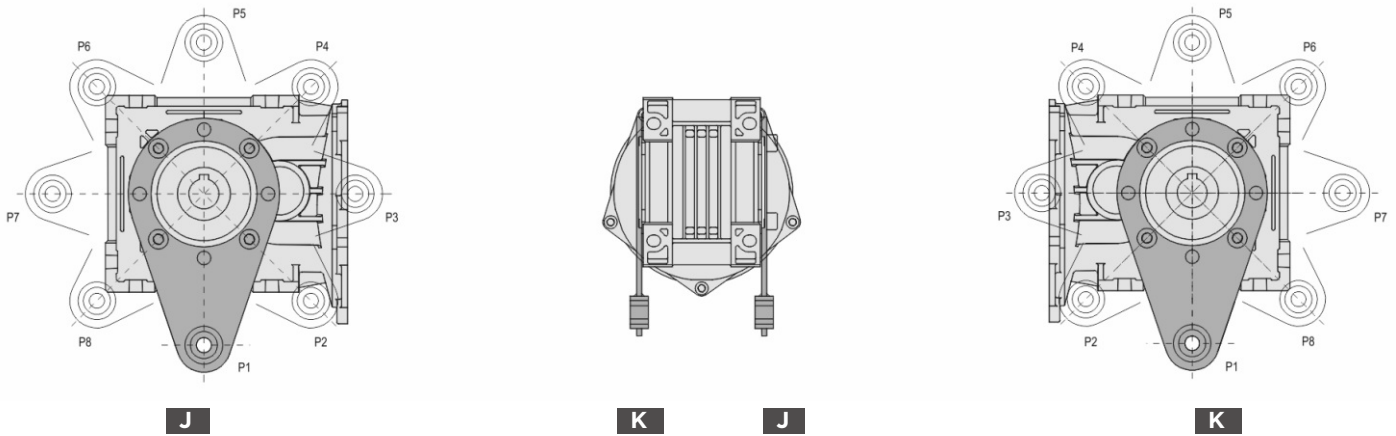
4.2.2 B



B..S - B..U		J	J1	M1	M2	N	N1	O1	P	P1	S	T	C	G1
B063	FA	45°	45°	10.43	5.12	9.06	4.33	0.55 (n.4)	9.84	11.81	0.59	0.16	2.42	3.68
	FB	45°	45°	8.46	5.12	7.09	4.33	0.55 (n.4)	9.84	/	0.59	0.16		
	FC	45°	45°	6.50	5.12	5.12	4.33	0.43 (n.4)	7.87	/	0.59	0.14		
B083	FA	45°	45°	10.43	5.12	9.06	4.33	0.55 (n.4)	9.84	11.81	0.59	0.16	3.07	4.33
	FB	45°	45°	8.46	5.12	7.09	4.33	0.55 (n.4)	9.84	/	0.59	0.16		
	FC	45°	45°	6.50	5.12	5.12	4.33	0.43 (n.4)	7.87	/	0.59	0.14		
B103	FA	45°	45°	11.81	6.50	9.84	5.12	0.71 (n.4)	11.81	13.78	0.63	0.20	3.74	5.31
	FB	45°	45°	10.43	6.50	9.06	5.12	0.55 (n.4)	11.81	/	0.63	0.16		
	FC	45°	45°	8.46	6.50	7.09	5.12	0.55 (n.4)	9.84	/	0.63	0.16		
B123	FA	45°	45°	13.78	7.28	11.81	5.91	0.71 (n.4)	13.78	15.75	0.71	0.20	4.23	5.91
	FB	45°	45°	11.81	7.28	9.84	5.91	0.71 (n.4)	13.78	/	0.71	0.20		
	FC	45°	45°	10.43	7.28	9.06	5.91	0.55 (n.4)	11.81	/	0.71	0.16		
B143	FB	45°	45°	13.78	7.87	11.81	6.69	0.71 (n.4)	15.75	/	0.71	0.20	5.43	7.38
B153	FB	22°30'	45°	15.75	9.65	13.78	8.27	0.71 (n.8)	17.72	/	0.98	0.20	6.40	8.17
	FC	45°	45°	13.78	9.65	11.81	8.27	0.71 (n.4)	15.75	/	0.98	0.20		
B163	FB	22°30'	45°	19.69	11.73	17.72	10.04	0.71 (n.8)	21.65	/	1.10	0.20	7.97	10.08

Unless specified otherwise, the reduction unit is supplied with the accessories in pos. J referred to position B3/B5.

4.3.1 Torque arm: BA Mounting position

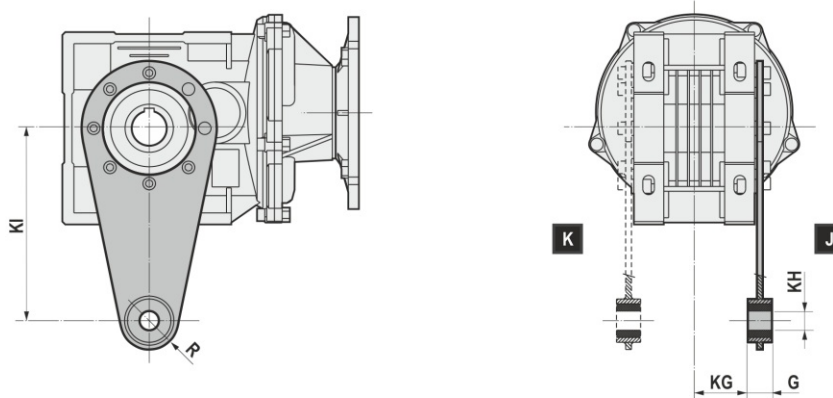


	P1		P2		P3		P4		P5		P6		P7		P8		
	J	K	J	K	J	K	J	K	J	K	J	K	J	K	J	K	
BA42		*	/	/	/	/	/	/			/	/				/	/
BA52/A53			/	/	/	/	/	/									
BA72/A73			/	/	/	/	/	/									

(*) Not available with Shrink disc

(/) Not available

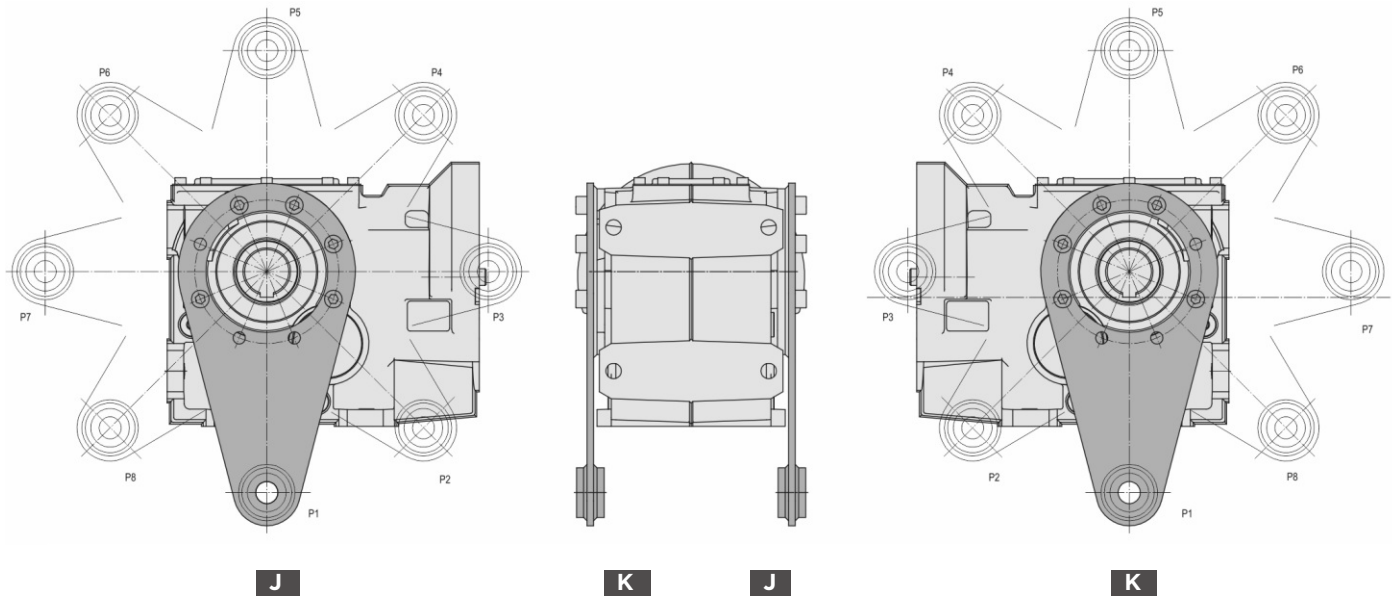
4.3.2 Torque arm: BA Dimensions



	KI	KG	KH +0.01/0	G	R
BA42	3.94	1.61	0.39	0.55	0.71
BA52-BA53	5.91	1.85	0.39	0.55	0.71
BA72-BA73	7.87	2.19	0.79	0.98	1.18

Unless specified otherwise, the reduction unit is supplied with the accessories in pos. J referred to position B3/B5.

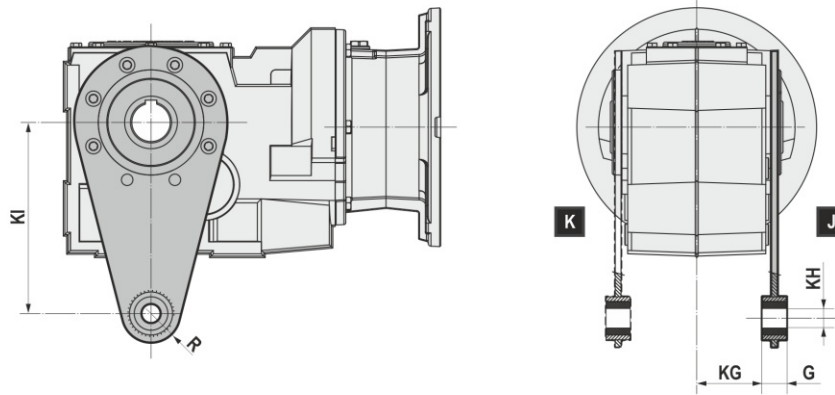
4.3.3 Torque arm: B Mounting position



	P1		P2		P3		P4		P5		P6		P7		P8		
	J	K	J	K	J	K	J	K	J	K	J	K	J	K	J	K	
B063					/	/											
B083			/	/	/	/											
B103			/	/	/	/											
B123			/	/	/	/											

(/) Not available

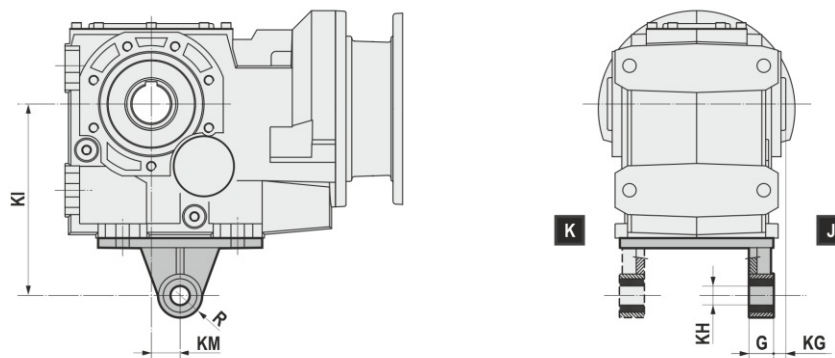
4.3.4 Torque arm: B063-083-103-123 Dimensions



	KI	KG	KH +0,008/0	G	R
B063S	7.87	2.44	0.79	0.98	1.18
B083S	7.87	3.09	0.79	0.98	1.18
B103S	9.84	3.74	0.98	1.18	1.38
B123S	11.81	4.07	0.98	1.57	1.57
B063U	7.87	2.44	0.79	0.98	1.18
B083U	7.87	3.09	0.79	0.98	1.18
B103U	9.84	3.74	0.98	1.18	1.38
B123U	11.81	4.07	0.98	1.57	1.57

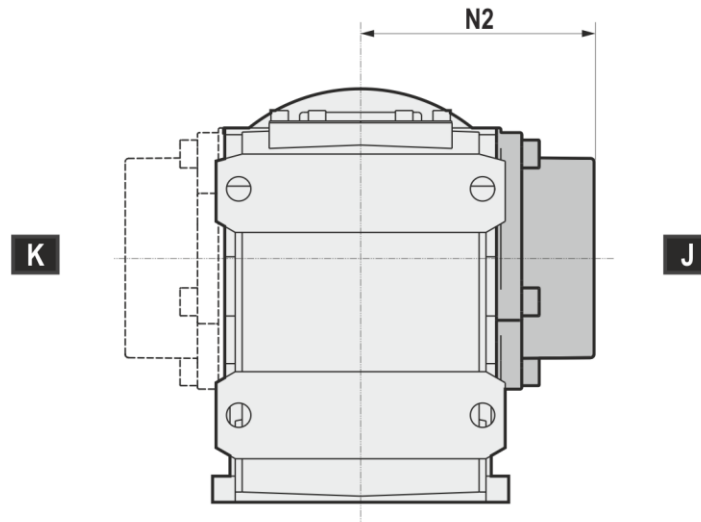
Unless specified otherwise, the reduction unit is supplied with the accessorie in pos. J referred to position B3/B5.

4.3.5 Torque arm: B143-153-163 Dimensions



	KM	KI	KG	KH +0,008/0	G	R
B143	1.77	13.78	1.57	1.18	2.36	1.77
B153	1.77	17.72	1.77	1.18	2.36	1.77
B163	2.36	21.65	0.30	1.57	4.33	2.56

Unless specified otherwise, the reduction unit is supplied with the accessorie in pos. J referred to position B3/B5.



	N2
B063	4.63
B083	5.28
B103	5.91
B123	6.85
B143	8.54
B153	10.10
B163	11.87

Version FL, FM, SL, SM, UL, UM supplied not assembled.


Accessory not certified ATEX.

4.5 BACKSTOP DEVICE


The gear reducer can be supplied with backstop device on input shaft. Backstop device allows output shaft rotation in only one sense of direction; according to the size, it is available in the input flange or in the motor with the same dimensions. It is important to specify the required sense of direction on the order. This device is not available for mounting position V5 with motor size IEC 100...280. On request, the direction of rotation of low speed shaft can be reversed; in this case, it is necessary to specify "opposite rotation" to catalogue when ordering.

SENSE OF DIRECTION AVAILABLE STANDARD

BA..2/S - BA..3/C-D-P-L - B..3/C-D-P-L




CLOCKWISE SENSE OF DIRECTION REFERRED TO HIGH SPEED SHAFT




COUNTER CLOCKWISE SENSE OF DIRECTION REFERRED TO HIGH SPEED SHAFT

BA..2/C-D-P-L - BA..3/S - B..3/S-M




CLOCKWISE SENSE OF DIRECTION REFERRED TO HIGH SPEED SHAFT




COUNTER CLOCKWISE SENSE OF DIRECTION REFERRED TO HIGH SPEED SHAFT

SENSE OF DIRECTION AVAILABLE OPPOSITE ROTATION

BA..2/S - BA..3/C-D-P-L - B..3/C-D-P-L




CLOCKWISE SENSE OF DIRECTION REFERRED TO HIGH SPEED SHAFT




COUNTER CLOCKWISE SENSE OF DIRECTION REFERRED TO HIGH SPEED SHAFT

BA..2/C-D-P-L - BA..3/S - B..3/S-M



CLOCKWISE SENSE OF DIRECTION REFERRED TO HIGH SPEED SHAFT

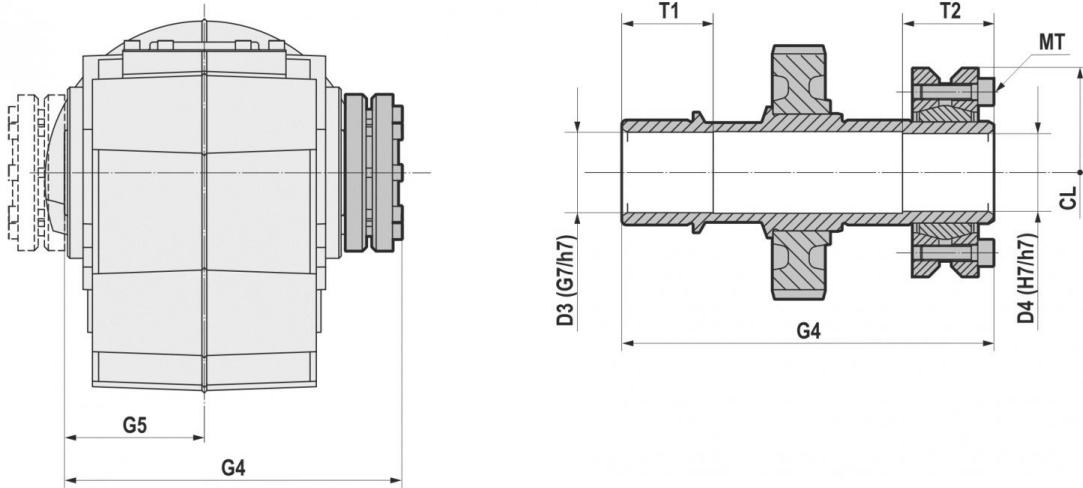


COUNTER CLOCKWISE SENSE OF DIRECTION REFERRED TO HIGH SPEED SHAFT

	063	071	080	090	100-112	132	160	180	200	225	250	280
	140x11	160x14	200x19	200x24	250x28	300x38	350x42	350x48	400x55	450x60	550x65	550x75
B063	B5	B5	B5	B5	B5							
B083			B5	B5	B5	B5						
B103			B5	B5	B5	B5	B5					
B123				B5	B5	B5	B5	B5				
B143					B5	B5	B5	B5	B5			
B153						B5	B5	B5	B5	B5		
B163							B5	B5	B5	B5	B5	B5

Dimensions are only in mm.

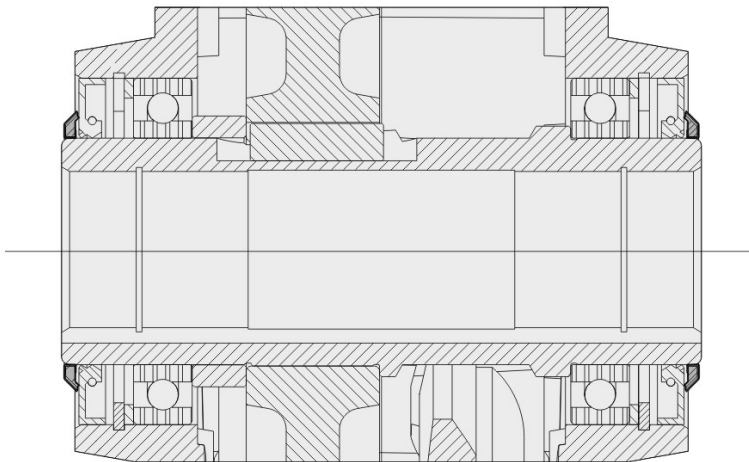
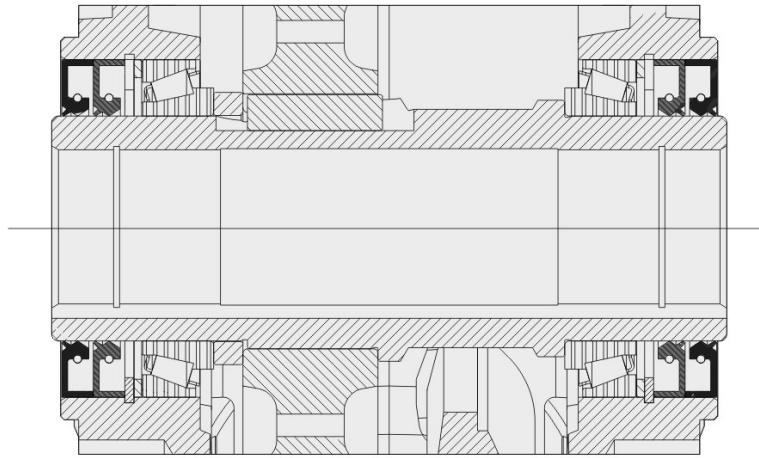
Clean and degrease the surfaces of the shaft to be fitted to. Comply with the indicated tightening torque of screws (M_T).



	D3	D4	G4	G5	T1	T2	CL	M_T 12,9 [Nm]
BA42	0.94	0.94	5.12	1.97	0.98	1.38	2.83	15
BA52-BA53	1.22	1.18	5.63	2.20	1.38	1.38	3.15	15
BA72-BA73	1.42	1.38	6.81	2.76	1.57	1.38	3.15	15
B063	1.42	1.38	6.81	2.76	1.57	1.38	3.15	15
B083	1.61	1.57	8.54	3.54	1.97	1.57	3.94	15
B103	2.01	1.97	9.76	4.13	2.17	1.57	4.53	15
B123	2.40	2.36	11.10	4.72	2.36	1.97	5.71	40
B143	2.83	2.76	13.98	5.91	2.76	2.56	6.69	50
B153	3.62	3.54	16.34	6.89	3.15	2.95	7.24	70
B163	4.02	3.94	20.16	8.76	3.94	3.94	8.46	70

The reinforced seal can be done depending on the gearbox size by means of two oil seals or through the standard oil seal with VRM ring. The difference of the two solutions is explained on the drawings.

On request the gear reducer can be supplied with fluoroelastomer FPM (FKM) seals.

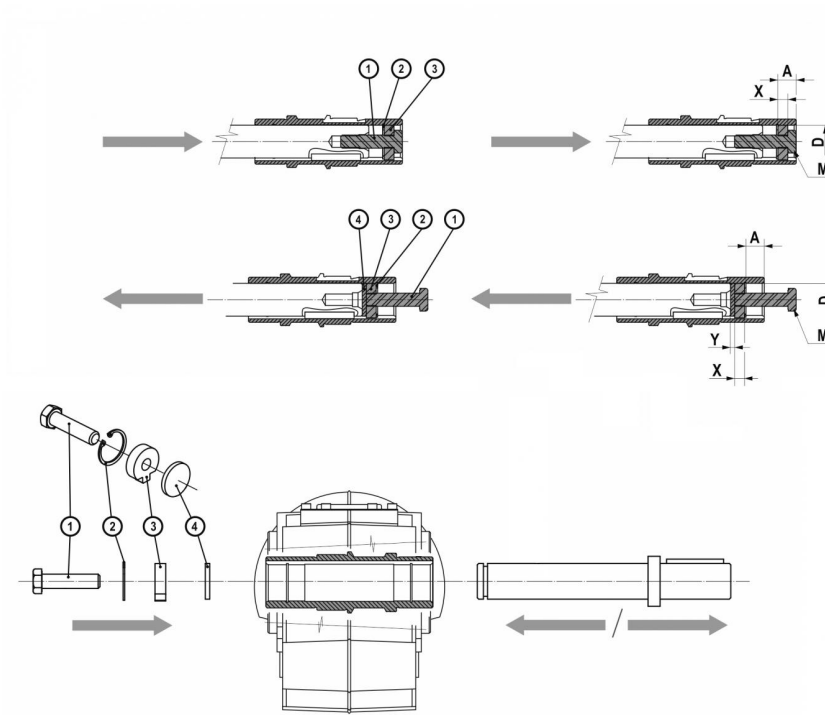


	Double oil seal	VRM ring
B063		x
B083		x
B103		x
B123		x
B143	x	
B153	x	
B163	x	

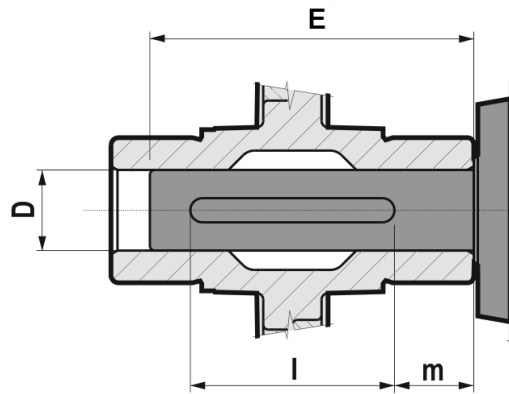
4.8 ASSEMBLING/DISASSEMBLING KIT

Mounting/dismounting kit for hollow shaft gear reducers with keyway that includes:

1. Retaining bolt
2. Circlip
3. Fixed nut
4. Forcing washer



	D	A	X	Y	M
BA42	0.79	-	-	-	-
BA52-BA53	0.98	-	-	-	-
	1.10				
BA72-BA73	0.98	0.47	0.47	0.2	M12x45
	1.18	0.54	0.39		M10x35
B063	1.38	0.47	0.47	0.2	M12x45
	1.57				M16x50
B083	1.57	0.88	0.47	0.2	M16x50
	1.77				
B103	1.97	0.98	0.47	0.2	M16x50
B123	2.36	1.10	0.63	0.2	M20x70
B143	2.76	1.08	0.63	0.2	M20x70
B153	3.54	1.34	0.79	0.2	M24x60
B163	3.94	1.57	0.79	0.2	M24x120



	D H7/h6	E*	l*	m*
BA40	0.79	3.54	2.36	0.59
BA50	0.98	3.74	2.36	0.69
	1.10			
BA70	1.18	4.25	3.15	0.49
	1.38			
B063	1.38	4.25	3.15	0.49
	1.57			
B083	1.57	5.51	3.94	0.69
	1.77			
B103	1.97	6.5	4.72	0.79
B123	2.36	7.28	5.51	0.89
B143	2.76	9.45	6.69	1.38
B153	3.54	11.02	7.87	1.57
B163	0.39	14.57	10.63	1.97

(*) Suggested values.

0.16 HP

Output speed [rpm]	Service factor sf	Output torque [in-lbs]	Exact ratio i	Max. torque [in-lbs]	OHL		Gearmotor		Gear Reducer	
					Output shaft [lbs]	Hollow bore [lbs]	Reducer	Motor	Reducer	NEMA C-input
230.0	17.9	42	7.62	749	-	379	CBA42	63A4	BA42	56C
165.0	12.8	58	10.62	749	-	423	CBA42	63A4	BA42	56C
135.0	10.5	71	12.95	749	-	452	CBA42	63A4	BA42	56C
121.0	9.4	80	14.46	749	-	469	CBA42	63A4	BA42	56C
106.0	11.0	91	16.47	998	-	490	CBA42	63A4	BA42	56C
76.0	7.9	127	22.97	998	-	547	CBA42	63A4	BA42	56C
63.0	6.5	154	28.00	998	-	584	CBA42	63A4	BA42	56C
56.0	5.8	172	31.27	998	-	606	CBA42	63A4	BA42	56C
52.0	5.4	186	33.78	998	-	622	CBA42	63A4	BA42	56C
37.0	3.8	259	47.12	998	-	695	CBA42	63A4	BA42	56C
30.0	3.2	316	57.43	998	-	742	CBA42	63A4	BA42	56C
27.0	2.6	353	64.13	915	-	770	CBA42	63A4	BA42	56C
22.0	2.1	430	78.17	915	-	823	CBA42	63A4	BA42	56C
22.0	3.8	435	79.07	1664	-	885	CBA52	63A4	BA52	56C
19.0	3.8	487	93.33	1830	-	899	CBA53	63A4	BA53	56C
16.0	3.1	582	111.61	1830	-	899	CBA53	63A4	BA53	56C
13.0	2.6	712	136.53	1830	-	899	CBA53	63A4	BA53	56C
10.0	2.0	900	172.53	1830	-	899	CBA53	63A4	BA53	56C
8.9	1.8	1028	197.11	1830	-	899	CBA53	63A4	BA53	56C
7.0	1.4	1299	249.08	1830	-	899	CBA53	63A4	BA53	56C
6.5	1.3	1414	271.16	1830	-	899	CBA53	63A4	BA53	56C
5.1	1.0	1787	342.65	1830	-	899	CBA53	63A4	BA53	56C
9.7	4.0	940	180.23	3744	2248	1236	CBA73	63A4	BA73	56C
7.9	3.2	1163	222.93	3744	2248	1236	CBA73	63A4	BA73	56C
6.7	2.8	1357	260.20	3744	2248	1236	CBA73	63A4	BA73	56C
5.4	2.2	1679	321.85	3744	2248	1236	CBA73	63A4	BA73	56C
4.9	2.0	1867	357.95	3744	2248	1236	CBA73	63A4	BA73	56C
4.0	1.6	2310	442.76	3744	2248	1236	CBA73	63A4	BA73	56C

0.25 HP

Output speed [rpm]	Service factor sf	Output torque [in-lbs]	Exact ratio i	Max. torque [in-lbs]	OHL		Gearmotor		Gear Reducer	
					Output shaft [lbs]	Hollow bore [lbs]	Reducer	Motor	Reducer	NEMA C-input
230.0	11.9	63	7.62	749	-	379	CBA42	63B4	BA42	56C
165.0	8.5	88	10.62	749	-	423	CBA42	63B4	BA42	56C
135.0	7.0	107	12.95	749	-	452	CBA42	63B4	BA42	56C
121.0	6.3	119	14.46	749	-	469	CBA42	63B4	BA42	56C
106.0	7.3	136	16.47	998	-	490	CBA42	63B4	BA42	56C
76.0	5.3	190	22.97	998	-	547	CBA42	63B4	BA42	56C

0.25 HP

Output speed [rpm]	Service factor sf	Output torque [in-lbs]	Exact ratio i	Max. torque [in-lbs]	OHL		Gearmotor		Gear Reducer	
					Output shaft [lbs]	Hollow bore [lbs]	Reducer	Motor	Reducer	NEMA C-input
63.0	4.3	231	28.00	998	-	584	CBA42	63B4	BA42	56C
56.0	3.9	258	31.27	998	-	606	CBA42	63B4	BA42	56C
52.0	3.6	279	33.78	998	-	622	CBA42	63B4	BA42	56C
37.0	2.6	389	47.12	998	-	695	CBA42	63B4	BA42	56C
30.0	2.1	474	57.43	998	-	742	CBA42	63B4	BA42	56C
27.0	1.7	530	64.13	915	-	770	CBA42	63B4	BA42	56C
22.0	1.4	646	78.17	915	-	823	CBA42	63B4	BA42	56C
27.0	3.1	536	64.87	1664	-	828	CBA52	63B4	BA52	56C
22.0	2.5	653	79.07	1664	-	885	CBA52	63B4	BA52	56C
24.0	3.2	577	73.70	1830	-	864	CBA53	63B4	BA53	56C
19.0	2.5	730	93.33	1830	-	899	CBA53	63B4	BA53	56C
16.0	2.1	873	111.61	1830	-	899	CBA53	63B4	BA53	56C
13.0	1.7	1068	136.53	1830	-	899	CBA53	63B4	BA53	56C
10.0	1.4	1350	172.53	1830	-	899	CBA53	63B4	BA53	56C
8.9	1.2	1542	197.11	1830	-	899	CBA53	63B4	BA53	56C
15.0	4.0	942	120.34	3744	2248	1236	CBA73	63B4	BA73	56C
12.0	3.2	1172	149.73	3744	2248	1236	CBA73	63B4	BA73	56C
9.7	2.7	1410	180.23	3744	2248	1236	CBA73	63B4	BA73	56C
7.9	2.1	1744	222.93	3744	2248	1236	CBA73	63B4	BA73	56C
6.7	1.8	2036	260.20	3744	2248	1236	CBA73	63B4	BA73	56C
5.4	1.5	2518	321.85	3744	2248	1236	CBA73	63B4	BA73	56C
4.9	1.3	2801	357.95	3744	2248	1236	CBA73	63B4	BA73	56C
4.0	1.1	3464	442.76	3744	2248	1236	CBA73	63B4	BA73	56C

0.33 HP

Output speed [rpm]	Service factor sf	Output torque [in-lbs]	Exact ratio i	Max. torque [in-lbs]	OHL		Gearmotor		Gear Reducer	
					Output shaft [lbs]	Hollow bore [lbs]	Reducer	Motor	Reducer	NEMA C-input
14.0	3.7	1350	124.20	4992	2698	1336	CB063	63D4/71A4	PB063	56C
13.0	3.3	1512	139.15	4992	2698	1384	CB063	63D4/71A4	PB063	56C
11.0	2.9	1711	157.42	4992	2698	1438	CB063	63D4/71A4	PB063	56C
230.0	8.6	87	7.62	749	-	379	CBA42	63D4/71A4	BA42	56C
165.0	6.1	122	10.62	749	-	423	CBA42	63D4/71A4	BA42	56C
135.0	5.0	149	12.95	749	-	452	CBA42	63D4/71A4	BA42	56C
121.0	4.5	166	14.46	749	-	469	CBA42	63D4/71A4	BA42	56C
106.0	5.3	189	16.47	998	-	490	CBA42	63D4/71A4	BA42	56C
76.0	3.8	264	22.97	998	-	547	CBA42	63D4/71A4	BA42	56C
63.0	3.1	321	28.00	998	-	584	CBA42	63D4/71A4	BA42	56C
56.0	2.8	359	31.27	998	-	606	CBA42	63D4/71A4	BA42	56C

0.33 HP

Output speed [rpm]	Service factor sf	Output torque [in-lbs]	Exact ratio i	Max. torque [in-lbs]	OHL		Gearmotor		Gear Reducer	
					Output shaft [lbs]	Hollow bore [lbs]	Reducer	Motor	Reducer	NEMA C-input
52.0	2.6	388	33.78	998	-	622	CBA42	63D4/71A4	BA42	56C
37.0	1.8	541	47.12	998	-	695	CBA42	63D4/71A4	BA42	56C
30.0	1.5	659	57.43	998	-	742	CBA42	63D4/71A4	BA42	56C
27.0	1.2	736	64.13	915	-	770	CBA42	63D4/71A4	BA42	56C
22.0	1.0	897	78.17	915	-	823	CBA42	63D4/71A4	BA42	56C
42.0	3.5	481	41.97	1664	-	716	CBA52	63D4/71A4	BA52	56C
34.0	3.1	589	51.34	1830	-	766	CBA52	63D4/71A4	BA52	56C
27.0	2.2	744	64.87	1664	-	828	CBA52	63D4/71A4	BA52	56C
22.0	1.8	907	79.07	1664	-	885	CBA52	63D4/71A4	BA52	56C
24.0	2.3	801	73.70	1830	-	864	CBA53	63D4/71A4	BA53	56C
19.0	1.8	1014	93.33	1830	-	899	CBA53	63D4/71A4	BA53	56C
16.0	1.5	1213	111.61	1830	-	899	CBA53	63D4/71A4	BA53	56C
13.0	1.2	1484	136.53	1830	-	899	CBA53	63D4/71A4	BA53	56C
26.0	3.7	780	67.96	2912	2131	1066	-	-	BA72	56C
18.0	3.5	1057	97.29	3744	2248	1201	CBA73	63D4/71A4	BA73	56C
15.0	2.9	1308	120.34	3744	2248	1236	CBA73	63D4/71A4	BA73	56C
12.0	2.3	1627	149.73	3744	2248	1236	CBA73	63D4/71A4	BA73	56C
9.7	1.9	1959	180.23	3744	2248	1236	CBA73	63D4/71A4	BA73	56C
7.9	1.5	2423	222.93	3744	2248	1236	CBA73	63D4/71A4	BA73	56C
6.7	1.3	2828	260.20	3744	2248	1236	CBA73	63D4/71A4	BA73	56C
5.4	1.1	3498	321.85	3744	2248	1236	CBA73	63D4/71A4	BA73	56C

0.5 HP

Output speed [rpm]	Service factor sf	Output torque [in-lbs]	Exact ratio i	Max. torque [in-lbs]	OHL		Gearmotor		Gear Reducer	
					Output shaft [lbs]	Hollow bore [lbs]	Reducer	Motor	Reducer	NEMA C-input
19.0	3.4	1453	90.33	4992	2698	1194	CB063	71B4	PB063	56C
17.0	3.1	1628	101.20	4992	2698	1236	CB063	71B4	PB063	56C
16.0	2.8	1797	111.74	4992	2698	1274	CB063	71B4	PB063	56C
14.0	2.5	1998	124.20	4992	2698	1315	CB063	71B4	PB063	56C
13.0	2.2	2238	139.15	4992	2698	1360	CB063	71B4	PB063	56C
11.0	2.0	2532	157.42	4992	2698	1411	CB063	71B4	PB063	56C
15.0	3.8	1870	116.25	7072	4047	1990	-	-	PB083	56C
14.0	3.5	2039	126.76	7072	4047	2045	-	-	PB083	56C
12.0	3.0	2328	144.77	7072	4047	2132	-	-	PB083	56C
230.0	5.8	129	7.62	749	-	379	CBA42	71B4	BA42	56C
165.0	4.2	180	10.62	749	-	423	CBA42	71B4	BA42	56C
135.0	3.4	220	12.95	749	-	452	CBA42	71B4	BA42	56C
121.0	3.1	245	14.46	749	-	469	CBA42	71B4	BA42	56C

0.5 HP

Output speed [rpm]	Service factor sf	Output torque [in-lbs]	Exact ratio i	Max. torque [in-lbs]	OHL		Gearmotor		Gear Reducer	
					Output shaft [lbs]	Hollow bore [lbs]	Reducer	Motor	Reducer	NEMA C-input
106.0	3.6	280	16.47	998	-	490	CBA42	71B4	BA42	56C
76.0	2.6	390	22.97	998	-	547	CBA42	71B4	BA42	56C
63.0	2.1	475	28.00	998	-	584	CBA42	71B4	BA42	56C
56.0	1.9	531	31.27	998	-	606	CBA42	71B4	BA42	56C
52.0	1.7	574	33.78	998	-	622	CBA42	71B4	BA42	56C
37.0	1.2	800	47.12	998	-	695	CBA42	71B4	BA42	56C
30.0	1.0	975	57.43	998	-	742	CBA42	71B4	BA42	56C
70.0	3.9	425	25.03	1664	-	603	CBA52	71B4	BA52	56C
55.0	3.1	537	31.63	1664	-	652	CBA52	71B4	BA52	56C
50.0	2.8	596	35.10	1664	-	675	CBA52	71B4	BA52	56C
42.0	2.3	712	41.97	1664	-	716	CBA52	71B4	BA52	56C
34.0	2.1	872	51.34	1830	-	766	CBA52	71B4	BA52	56C
27.0	1.5	1101	64.87	1664	-	828	CBA52	71B4	BA52	56C
22.0	1.2	1342	79.07	1664	-	885	CBA52	71B4	BA52	56C
24.0	1.5	1185	73.70	1830	-	864	CBA53	71B4	BA53	56C
19.0	1.2	1501	93.33	1830	-	899	CBA53	71B4	BA53	56C
16.0	1.0	1795	111.61	1830	-	899	CBA53	71B4	BA53	56C
38.0	3.8	775	45.64	2912	1867	933	-	-	BA72	56C
32.0	3.1	933	54.94	2912	1986	993	-	-	BA72	56C
26.0	2.5	1154	67.96	2912	2131	1066	-	-	BA72	56C
27.0	3.6	1051	65.35	3744	2104	1052	CBA73	71B4	BA73	56C
22.0	2.9	1300	80.83	3744	2248	1129	CBA73	71B4	BA73	56C
18.0	2.4	1565	97.29	3744	2248	1201	CBA73	71B4	BA73	56C
15.0	1.9	1936	120.34	3744	2248	1236	CBA73	71B4	BA73	56C
12.0	1.6	2408	149.73	3744	2248	1236	CBA73	71B4	BA73	56C
9.7	1.3	2899	180.23	3744	2248	1236	CBA73	71B4	BA73	56C
7.9	1.0	3586	222.93	3744	2248	1236	CBA73	71B4	BA73	56C

0.75 HP

Output speed [rpm]	Service factor sf	Output torque [in-lbs]	Exact ratio i	Max. torque [in-lbs]	OHL		Gearmotor		Gear Reducer	
					Output shaft [lbs]	Hollow bore [lbs]	Reducer	Motor	Reducer	NEMA C-input
31.0	3.7	1361	56.93	4992	2698	1020	CB063	71C4/80A4	PB063	56C
25.0	3.0	1653	69.16	4992	2698	1082	CB063	71C4/80A4	PB063	56C
23.0	2.7	1852	77.48	4992	2698	1119	CB063	71C4/80A4	PB063	56C
19.0	2.3	2160	90.33	4992	2698	1171	CB063	71C4/80A4	PB063	56C
17.0	2.1	2420	101.20	4992	2698	1210	CB063	71C4/80A4	PB063	56C
16.0	1.9	2672	111.74	4992	2698	1245	CB063	71C4/80A4	PB063	56C
14.0	1.7	2969	124.20	4992	2698	1283	CB063	71C4/80A4	PB063	56C

0.75 HP

Output speed [rpm]	Service factor sf	Output torque [in-lbs]	Exact ratio i	Max. torque [in-lbs]	OHL		Gearmotor		Gear Reducer	
					Output shaft [lbs]	Hollow bore [lbs]	Reducer	Motor	Reducer	NEMA C-input
13.0	1.5	3327	139.15	4992	2698	1325	CB063	71C4/80A4	PB063	56C
11.0	1.3	3764	157.42	4992	2698	1371	CB063	71C4/80A4	PB063	56C
22.0	3.7	1931	80.76	7072	4047	1755	CB083	71C4/80A4	PB083	56C
19.0	3.2	2204	92.19	7072	4047	1828	CB083	71C4/80A4	PB083	56C
17.0	2.9	2405	100.57	7072	4047	1878	CB083	71C4/80A4	PB083	56C
17.0	2.8	2517	105.29	7072	4047	1905	CB083	71C4/80A4	PB083	56C
15.0	2.5	2779	116.25	7072	4047	1964	CB083	71C4/80A4	PB083	56C
14.0	2.3	3031	126.76	7072	4047	2016	CB083	71C4/80A4	PB083	56C
12.0	2.0	3461	144.77	7072	4047	2099	CB083	71C4/80A4	PB083	56C
11.0	3.8	3951	165.25	14975	4946	2699	CB103	71C4/80A4	PB103	56C
230.0	3.9	192	7.62	749	-	379	CBA42	71C4/80A4	BA42	56C
165.0	2.8	268	10.62	749	-	423	CBA42	71C4/80A4	BA42	56C
135.0	2.3	327	12.95	749	-	452	CBA42	71C4/80A4	BA42	56C
121.0	2.1	365	14.46	749	-	469	CBA42	71C4/80A4	BA42	56C
106.0	2.4	416	16.47	998	-	490	CBA42	71C4/80A4	BA42	56C
76.0	1.7	580	22.97	998	-	547	CBA42	71C4/80A4	BA42	56C
63.0	1.4	707	28.00	998	-	584	CBA42	71C4/80A4	BA42	56C
56.0	1.3	789	31.27	998	-	606	CBA42	71C4/80A4	BA42	56C
52.0	1.2	853	33.78	998	-	622	CBA42	71C4/80A4	BA42	56C
120.0	3.6	369	14.63	1331	-	504	CBA52	71C4/80A4	BA52	56C
102.0	3.9	432	17.11	1664	-	531	CBA52	71C4/80A4	BA52	56C
86.0	3.2	516	20.46	1664	-	564	CBA52	71C4/80A4	BA52	56C
70.0	2.6	632	25.03	1664	-	603	CBA52	71C4/80A4	BA52	56C
55.0	2.1	798	31.63	1664	-	652	CBA52	71C4/80A4	BA52	56C
50.0	1.9	886	35.10	1664	-	675	CBA52	71C4/80A4	BA52	56C
42.0	1.6	1059	41.97	1664	-	716	CBA52	71C4/80A4	BA52	56C
34.0	1.4	1296	51.34	1830	-	766	CBA52	71C4/80A4	BA52	56C
27.0	1.0	1637	64.87	1664	-	828	CBA52	71C4/80A4	BA52	56C
24.0	1.0	1762	73.70	1830	-	864	CBA53	71C4/80A4	BA53	56C
43.0	3.2	1031	40.87	3328	1799	900	CBA72	71C4/80A4	BA72	56C
38.0	2.5	1152	45.64	2912	1867	933	CBA72	71C4/80A4	BA72	56C
32.0	2.1	1387	54.94	2912	1986	993	CBA72	71C4/80A4	BA72	56C
26.0	1.7	1715	67.96	2912	2131	1066	CBA72	71C4/80A4	BA72	56C
40.0	3.6	1049	43.89	3744	1842	921	CBA73	71C4/80A4	BA73	56C
33.0	3.0	1263	52.83	3744	1960	980	CBA73	71C4/80A4	BA73	56C
27.0	2.4	1562	65.35	3744	2104	1052	CBA73	71C4/80A4	BA73	56C
22.0	1.9	1932	80.83	3744	2248	1129	CBA73	71C4/80A4	BA73	56C
18.0	1.6	2326	97.29	3744	2248	1201	CBA73	71C4/80A4	BA73	56C

0.75 HP

Output speed [rpm]	Service factor sf	Output torque [in-lbs]	Exact ratio i	Max. torque [in-lbs]	OHL		Gearmotor		Gear Reducer	
					Output shaft [lbs]	Hollow bore [lbs]	Reducer	Motor	Reducer	NEMA C-input
15.0	1.3	2877	120.34	3744	2248	1236	CBA73	71C4/80A4	BA73	56C
12.0	1.0	3580	149.73	3744	2248	1236	CBA73	71C4/80A4	BA73	56C

1 HP

Output speed [rpm]	Service factor sf	Output torque [in-lbs]	Exact ratio i	Max. torque [in-lbs]	OHL		Gearmotor		Gear Reducer	
					Output shaft [lbs]	Hollow bore [lbs]	Reducer	Motor	Reducer	NEMA C-input
45.0	4.0	1258	38.58	4992	2698	894	CB063	80B4	PB063	56C/143/145TC
40.0	3.5	1409	43.22	4992	2698	925	CB063	80B4	PB063	56C/143/145TC
34.0	3.0	1656	50.81	4992	2698	971	CB063	80B4	PB063	56C/143/145TC
31.0	2.7	1856	56.93	4992	2698	1004	CB063	80B4	PB063	56C/143/145TC
25.0	2.2	2255	69.16	4992	2698	1062	CB063	80B4	PB063	56C/143/145TC
23.0	2.0	2526	77.48	4992	2698	1097	CB063	80B4	PB063	56C/143/145TC
19.0	1.7	2945	90.33	4992	2698	1145	CB063	80B4	PB063	56C/143/145TC
17.0	1.5	3299	101.20	4992	2698	1181	CB063	80B4	PB063	56C/143/145TC
16.0	1.4	3643	111.74	4992	2698	1213	CB063	80B4	PB063	56C/143/145TC
14.0	1.2	4049	124.20	4992	2698	1248	CB063	80B4	PB063	56C/143/145TC
13.0	1.1	4537	139.15	4992	2698	1285	CB063	80B4	PB063	56C/143/145TC
32.0	3.9	1810	55.52	7072	4047	1545	CB083	80B4	PB083	56C/143/145TC
29.0	3.6	1955	59.96	7072	4047	1583	CB083	80B4	PB083	56C/143/145TC
27.0	3.4	2078	63.74	7072	4047	1613	CB083	80B4	PB083	56C/143/145TC
25.0	3.1	2254	69.14	7072	4047	1654	CB083	80B4	PB083	56C/143/145TC
24.0	3.0	2385	73.14	7072	4047	1682	CB083	80B4	PB083	56C/143/145TC
22.0	2.7	2633	80.76	7072	4047	1734	CB083	80B4	PB083	56C/143/145TC
19.0	2.4	3006	92.19	7072	4047	1805	CB083	80B4	PB083	56C/143/145TC
17.0	2.2	3279	100.57	7072	4047	1852	CB083	80B4	PB083	56C/143/145TC
17.0	2.1	3433	105.29	7072	4047	1878	CB083	80B4	PB083	56C/143/145TC
15.0	1.9	3790	116.25	7072	4047	1934	CB083	80B4	PB083	56C/143/145TC
14.0	1.7	4133	126.76	7072	4047	1984	CB083	80B4	PB083	56C/143/145TC
12.0	1.5	4720	144.77	7072	4047	2062	CB083	80B4	PB083	56C/143/145TC
15.0	3.8	3926	120.42	14975	4946	2421	CB103	80B4	PB103	56C/143/145TC
13.0	3.5	4332	132.87	14975	4946	2496	CB103	80B4	PB103	56C/143/145TC
12.0	3.2	4717	144.69	14975	4946	2563	CB103	80B4	PB103	56C/143/145TC
11.0	2.8	5387	165.25	14975	4946	2669	CB103	80B4	PB103	56C/143/145TC
230.0	2.9	262	7.62	749	-	379	CBA42	80B4	BA42	56C/143/145TC
165.0	2.0	366	10.62	749	-	423	CBA42	80B4	BA42	56C/143/145TC
135.0	1.7	446	12.95	749	-	452	CBA42	80B4	BA42	56C/143/145TC
121.0	1.5	498	14.46	749	-	469	CBA42	80B4	BA42	56C/143/145TC
106.0	1.8	567	16.47	998	-	490	CBA42	80B4	BA42	56C/143/145TC

1 HP

Output speed [rpm]	Service factor sf	Output torque [in-lbs]	Exact ratio i	Max. torque [in-lbs]	OHL		Gearmotor		Gear Reducer	
					Output shaft [lbs]	Hollow bore [lbs]	Reducer	Motor	Reducer	NEMA C-input
76.0	1.3	791	22.97	998	-	547	CBA42	80B4	BA42	56C/143/145TC
63.0	1.0	964	28.00	998	-	584	CBA42	80B4	BA42	56C/143/145TC
151.0	3.3	398	11.57	1331	-	466	CBA52	80B4	BA52	56C/143/145TC
120.0	2.6	503	14.63	1331	-	504	CBA52	80B4	BA52	56C/143/145TC
102.0	2.8	589	17.11	1664	-	531	CBA52	80B4	BA52	56C/143/145TC
86.0	2.4	704	20.46	1664	-	564	CBA52	80B4	BA52	56C/143/145TC
70.0	1.9	861	25.03	1664	-	603	CBA52	80B4	BA52	56C/143/145TC
55.0	1.5	1088	31.63	1664	-	652	CBA52	80B4	BA52	56C/143/145TC
50.0	1.4	1208	35.10	1664	-	675	CBA52	80B4	BA52	56C/143/145TC
42.0	1.2	1444	41.97	1664	-	716	CBA52	80B4	BA52	56C/143/145TC
34.0	1.0	1767	51.34	1830	-	766	CBA52	80B4	BA52	56C/143/145TC
64.0	3.7	945	27.45	3494	1576	788	CBA72	80B4	BA72	56C/143/145TC
53.0	3.1	1137	33.04	3494	1676	838	CBA72	80B4	BA72	56C/143/145TC
43.0	2.4	1406	40.87	3328	1799	900	CBA72	80B4	BA72	56C/143/145TC
38.0	1.9	1571	45.64	2912	1867	933	CBA72	80B4	BA72	56C/143/145TC
32.0	1.5	1891	54.94	2912	1986	993	CBA72	80B4	BA72	56C/143/145TC
26.0	1.2	2339	67.96	2912	2131	1066	CBA72	80B4	BA72	56C/143/145TC
40.0	2.6	1431	43.89	3744	1842	921	CBA73	80B4	BA73	56C/143/145TC
33.0	2.2	1722	52.83	3744	1960	980	CBA73	80B4	BA73	56C/143/145TC
27.0	1.8	2131	65.35	3744	2104	1052	CBA73	80B4	BA73	56C/143/145TC
22.0	1.4	2635	80.83	3744	2248	1129	CBA73	80B4	BA73	56C/143/145TC
18.0	1.2	3172	97.29	3744	2248	1201	CBA73	80B4	BA73	56C/143/145TC

1.5 HP

Output speed [rpm]	Service factor sf	Output torque [in-lbs]	Exact ratio i	Max. torque [in-lbs]	OHL		Gearmotor		Gear Reducer	
					Output shaft [lbs]	Hollow bore [lbs]	Reducer	Motor	Reducer	NEMA C-input
62.0	3.7	1340	28.03	4992	2698	797	CB063	90S4	PB063	56C/143/145TC
52.0	3.1	1599	33.43	4992	2698	839	CB063	90S4	PB063	56C/143/145TC
45.0	2.7	1845	38.58	4992	2698	874	CB063	90S4	PB063	56C/143/145TC
40.0	2.4	2067	43.22	4992	2698	903	CB063	90S4	PB063	56C/143/145TC
34.0	2.1	2430	50.81	4992	2698	945	CB063	90S4	PB063	56C/143/145TC
31.0	1.8	2722	56.93	4992	2698	975	CB063	90S4	PB063	56C/143/145TC
25.0	1.5	3307	69.16	4992	2698	1027	CB063	90S4	PB063	56C/143/145TC
23.0	1.3	3705	77.48	4992	2698	1058	CB063	90S4	PB063	56C/143/145TC
19.0	1.2	4319	90.33	4992	2698	1100	CB063	90S4	PB063	56C/143/145TC
17.0	1.0	4839	101.20	4992	2698	1131	CB063	90S4	PB063	56C/143/145TC
44.0	3.7	1893	39.60	7072	4047	1373	CB083	90S4	PB083	56C/143/145TC
41.0	3.4	2054	42.95	7072	4047	1407	CB083	90S4	PB083	56C/143/145TC

1.5 HP

Output speed [rpm]	Service factor sf	Output torque [in-lbs]	Exact ratio i	Max. torque [in-lbs]	OHL		Gearmotor		Gear Reducer	
					Output shaft [lbs]	Hollow bore [lbs]	Reducer	Motor	Reducer	NEMA C-input
39.0	3.3	2173	45.44	7072	4047	1432	CB083	90S4	PB083	56C/143/145TC
34.0	2.9	2448	51.19	7072	4047	1484	CB083	90S4	PB083	56C/143/145TC
32.0	2.7	2655	55.52	7072	4047	1521	CB083	90S4	PB083	56C/143/145TC
29.0	2.5	2867	59.96	7072	4047	1556	CB083	90S4	PB083	56C/143/145TC
27.0	2.3	3048	63.74	7072	4047	1584	CB083	90S4	PB083	56C/143/145TC
25.0	2.1	3306	69.14	7072	4047	1623	CB083	90S4	PB083	56C/143/145TC
24.0	2.0	3497	73.14	7072	4047	1650	CB083	90S4	PB083	56C/143/145TC
22.0	1.8	3862	80.76	7072	4047	1698	CB083	90S4	PB083	56C/143/145TC
19.0	1.6	4408	92.19	7072	4047	1764	CB083	90S4	PB083	56C/143/145TC
17.0	1.5	4809	100.57	7072	4047	1808	CB083	90S4	PB083	56C/143/145TC
17.0	1.4	5034	105.29	7072	4047	1831	CB083	90S4	PB083	56C/143/145TC
15.0	1.3	5559	116.25	7072	4047	1882	CB083	90S4	PB083	56C/143/145TC
14.0	1.2	6061	126.76	7072	4047	1927	CB083	90S4	PB083	56C/143/145TC
12.0	1.0	6922	144.77	7072	4047	1997	CB083	90S4	PB083	56C/143/145TC
22.0	3.7	3774	78.92	14143	4946	2095	CB103	90S4	PB103	56C/143/145TC
21.0	3.7	4000	83.66	14975	4946	2133	CB103	90S4	PB103	56C/143/145TC
19.0	3.4	4414	92.31	14975	4946	2199	CB103	90S4	PB103	56C/143/145TC
17.0	3.0	5042	105.44	14975	4946	2289	CB103	90S4	PB103	56C/143/145TC
15.0	2.7	5489	114.80	14975	4946	2349	CB103	90S4	PB103	56C/143/145TC
15.0	2.6	5758	120.42	14975	4946	2383	CB103	90S4	PB103	56C/143/145TC
13.0	2.4	6354	132.87	14975	4946	2454	CB103	90S4	PB103	56C/143/145TC
12.0	2.2	6919	144.69	14975	4946	2517	CB103	90S4	PB103	56C/143/145TC
11.0	1.9	7901	165.25	14975	4946	2617	CB103	90S4	PB103	56C/143/145TC
11.0	3.8	7662	160.23	29119	6744	3644	CB123	90S4	PB123	143/145TC
9.7	3.4	8626	180.40	29119	6744	3769	CB123	90S4	PB123	143/145TC
230.0	1.9	384	7.62	749	-	379	CBA42	90S4	BA42	56C/143/145TC
165.0	1.4	536	10.62	749	-	423	CBA42	90S4	BA42	56C/143/145TC
135.0	1.1	653	12.95	749	-	452	CBA42	90S4	BA42	56C/143/145TC
121.0	1.0	730	14.46	749	-	469	CBA42	90S4	BA42	56C/143/145TC
106.0	1.2	831	16.47	998	-	490	CBA42	90S4	BA42	56C/143/145TC
221.0	3.3	399	7.91	1331	-	411	CBA52	90S4	BA52	56C/143/145TC
185.0	2.8	478	9.46	1331	-	436	CBA52	90S4	BA52	56C/143/145TC
151.0	2.3	584	11.57	1331	-	466	CBA52	90S4	BA52	56C/143/145TC
120.0	1.8	738	14.63	1331	-	504	CBA52	90S4	BA52	56C/143/145TC
102.0	1.9	864	17.11	1664	-	531	CBA52	90S4	BA52	56C/143/145TC
86.0	1.6	1033	20.46	1664	-	564	CBA52	90S4	BA52	56C/143/145TC
70.0	1.3	1263	25.03	1664	-	603	CBA52	90S4	BA52	56C/143/145TC
55.0	1.0	1596	31.63	1664	-	652	CBA52	90S4	BA52	56C/143/145TC

1.5 HP

Output speed [rpm]	Service factor sf	Output torque [in-lbs]	Exact ratio i	Max. torque [in-lbs]	OHL		Gearmotor		Gear Reducer	
					Output shaft [lbs]	Hollow bore [lbs]	Reducer	Motor	Reducer	NEMA C-input
98.0	3.9	906	17.94	3494	1367	684	CBA72	90S4	BA72	56C/143/145TC
79.0	3.1	1120	22.19	3494	1468	734	CBA72	90S4	BA72	56C/143/145TC
64.0	2.5	1385	27.45	3494	1576	788	CBA72	90S4	BA72	56C/143/145TC
53.0	2.1	1668	33.04	3494	1676	838	CBA72	90S4	BA72	56C/143/145TC
43.0	1.6	2063	40.87	3328	1799	900	CBA72	90S4	BA72	56C/143/145TC
38.0	1.3	2304	45.64	2912	1867	933	CBA72	90S4	BA72	56C/143/145TC
32.0	1.1	2773	54.94	2912	1986	993	CBA72	90S4	BA72	56C/143/145TC
40.0	1.8	2099	43.89	3744	1842	921	CBA73	90S4	BA73	56C/143/145TC
33.0	1.5	2526	52.83	3744	1960	980	CBA73	90S4	BA73	56C/143/145TC
27.0	1.2	3125	65.35	3744	2104	1052	CBA73	90S4	BA73	56C/143/145TC

2 HP

Output speed [rpm]	Service factor sf	Output torque [in-lbs]	Exact ratio i	Max. torque [in-lbs]	OHL		Gearmotor		Gear Reducer	
					Output shaft [lbs]	Hollow bore [lbs]	Reducer	Motor	Reducer	NEMA C-input
78.0	3.4	1460	22.39	4992	2562	732	CB063	90L4	PB063	56C/143/145TC
67.0	2.9	1701	26.09	4992	2677	765	CB063	90L4	PB063	56C/143/145TC
62.0	2.7	1828	28.03	4992	2698	781	CB063	90L4	PB063	56C/143/145TC
52.0	2.3	2180	33.43	4992	2698	820	CB063	90L4	PB063	56C/143/145TC
45.0	2.0	2515	38.58	4992	2698	852	CB063	90L4	PB063	56C/143/145TC
40.0	1.8	2818	43.22	4992	2698	879	CB063	90L4	PB063	56C/143/145TC
34.0	1.5	3313	50.81	4992	2698	916	CB063	90L4	PB063	56C/143/145TC
31.0	1.3	3712	56.93	4992	2698	943	CB063	90L4	PB063	56C/143/145TC
25.0	1.1	4509	69.16	4992	2698	988	CB063	90L4	PB063	56C/143/145TC
59.0	3.7	1923	29.50	7072	4047	1238	CB083	90L4	PB083	56C/143/145TC
55.0	3.4	2073	31.80	7072	4047	1267	CB083	90L4	PB083	56C/143/145TC
51.0	3.1	2249	34.49	7072	4047	1298	CB083	90L4	PB083	56C/143/145TC
44.0	2.7	2582	39.60	7072	4047	1352	CB083	90L4	PB083	56C/143/145TC
41.0	2.5	2801	42.95	7072	4047	1385	CB083	90L4	PB083	56C/143/145TC
39.0	2.4	2963	45.44	7072	4047	1408	CB083	90L4	PB083	56C/143/145TC
34.0	2.1	3338	51.19	7072	4047	1458	CB083	90L4	PB083	56C/143/145TC
32.0	2.0	3620	55.52	7072	4047	1492	CB083	90L4	PB083	56C/143/145TC
29.0	1.8	3909	59.96	7072	4047	1525	CB083	90L4	PB083	56C/143/145TC
27.0	1.7	4156	63.74	7072	4047	1552	CB083	90L4	PB083	56C/143/145TC
25.0	1.6	4508	69.14	7072	4047	1588	CB083	90L4	PB083	56C/143/145TC
24.0	1.5	4769	73.14	7072	4047	1612	CB083	90L4	PB083	56C/143/145TC
22.0	1.3	5266	80.76	7072	4047	1657	CB083	90L4	PB083	56C/143/145TC
19.0	1.2	6011	92.19	7072	4047	1717	CB083	90L4	PB083	56C/143/145TC
17.0	1.1	6558	100.57	7072	4047	1756	CB083	90L4	PB083	56C/143/145TC

2 HP

Output speed [rpm]	Service factor sf	Output torque [in-lbs]	Exact ratio i	Max. torque [in-lbs]	OHL		Gearmotor		Gear Reducer	
					Output shaft [lbs]	Hollow bore [lbs]	Reducer	Motor	Reducer	NEMA C-input
17.0	1.0	6865	105.29	7072	4047	1777	CB083	90L4	PB083	56C/143/145TC
30.0	3.7	3815	58.50	14143	4946	1888	CB103	90L4	PB103	56C/143/145TC
27.0	3.3	4231	64.89	14143	4946	1948	CB103	90L4	PB103	56C/143/145TC
26.0	3.2	4471	68.58	14143	4946	1981	CB103	90L4	PB103	56C/143/145TC
24.0	3.0	4744	72.76	14143	4946	2017	CB103	90L4	PB103	56C/143/145TC
22.0	2.7	5146	78.92	14143	4946	2067	CB103	90L4	PB103	56C/143/145TC
21.0	2.7	5455	83.66	14975	4946	2103	CB103	90L4	PB103	56C/143/145TC
19.0	2.5	6019	92.31	14975	4946	2165	CB103	90L4	PB103	56C/143/145TC
17.0	2.2	6875	105.44	14975	4946	2251	CB103	90L4	PB103	56C/143/145TC
15.0	2.0	7485	114.80	14975	4946	2307	CB103	90L4	PB103	56C/143/145TC
15.0	1.9	7852	120.42	14975	4946	2339	CB103	90L4	PB103	56C/143/145TC
13.0	1.7	8664	132.87	14975	4946	2406	CB103	90L4	PB103	56C/143/145TC
12.0	1.6	9435	144.69	14975	4946	2464	CB103	90L4	PB103	56C/143/145TC
11.0	1.4	10775	165.25	14975	4946	2557	CB103	90L4	PB103	56C/143/145TC
15.0	3.7	7798	119.60	29119	6744	3277	CB123	90L4	PB123	143/145TC
13.0	3.4	8474	129.96	29119	6744	3354	CB123	90L4	PB123	143/145TC
12.0	3.1	9417	144.43	29119	6744	3453	CB123	90L4	PB123	143/145TC
11.0	2.8	10448	160.23	29119	6744	3551	CB123	90L4	PB123	143/145TC
9.7	2.5	11763	180.40	29119	6744	3664	CB123	90L4	PB123	143/145TC
230.0	1.4	524	7.62	749	-	379	-	-	BA42	56C/143/145TC
165.0	1.0	731	10.62	749	-	423	-	-	BA42	56C/143/145TC
221.0	2.4	545	7.91	1331	-	411	CBA52	90L4	BA52	56C/143/145TC
185.0	2.0	651	9.46	1331	-	436	CBA52	90L4	BA52	56C/143/145TC
151.0	1.7	797	11.57	1331	-	466	CBA52	90L4	BA52	56C/143/145TC
120.0	1.3	1007	14.63	1331	-	504	CBA52	90L4	BA52	56C/143/145TC
102.0	1.4	1178	17.11	1664	-	531	CBA52	90L4	BA52	56C/143/145TC
86.0	1.2	1408	20.46	1664	-	564	CBA52	90L4	BA52	56C/143/145TC
141.0	3.4	856	12.44	2912	1210	605	CBA72	90L4	BA72	56C/143/145TC
117.0	3.4	1026	14.91	3494	1285	643	CBA72	90L4	BA72	56C/143/145TC
98.0	2.8	1235	17.94	3494	1367	684	CBA72	90L4	BA72	56C/143/145TC
79.0	2.3	1528	22.19	3494	1468	734	CBA72	90L4	BA72	56C/143/145TC
64.0	1.8	1889	27.45	3494	1576	788	CBA72	90L4	BA72	56C/143/145TC
53.0	1.5	2274	33.04	3494	1676	838	CBA72	90L4	BA72	56C/143/145TC
43.0	1.2	2813	40.87	3328	1799	900	CBA72	90L4	BA72	56C/143/145TC
40.0	1.3	2862	43.89	3744	1842	921	CBA73	90L4	BA73	56C/143/145TC
33.0	1.1	3445	52.83	3744	1960	980	CBA73	90L4	BA73	56C/143/145TC

3 HP

Output speed [rpm]	Service factor sf	Output torque [in-lbs]	Exact ratio i	Max. torque [in-lbs]	OHL		Gearmotor		Gear Reducer	
					Output shaft [lbs]	Hollow bore [lbs]	Reducer	Motor	Reducer	NEMA C-input
133.0	3.9	1258	13.15	4909	2142	612	CB063	112MR4	PB063	182/184TC
115.0	3.4	1451	15.18	4909	2231	637	CB063	112MR4	PB063	182/184TC
103.0	3.1	1626	17.00	4992	2304	658	CB063	112MR4	PB063	182/184TC
78.0	2.3	2142	22.39	4992	2484	710	CB063	112MR4	PB063	182/184TC
67.0	2.0	2495	26.09	4992	2586	739	CB063	112MR4	PB063	182/184TC
62.0	1.9	2681	28.03	4992	2634	753	CB063	112MR4	PB063	182/184TC
52.0	1.6	3197	33.43	4992	2698	787	CB063	112MR4	PB063	182/184TC
45.0	1.4	3689	38.58	4992	2698	814	CB063	112MR4	PB063	182/184TC
40.0	1.2	4133	43.22	4992	2698	836	CB063	112MR4	PB063	182/184TC
34.0	1.0	4859	50.81	4992	2698	866	CB063	112MR4	PB063	182/184TC
77.0	3.2	2182	22.82	7072	3936	1124	CB083	112MR4	PB083	182/184TC
66.0	2.8	2555	26.71	7072	4047	1178	CB083	112MR4	PB083	182/184TC
59.0	2.5	2821	29.50	7072	4047	1212	CB083	112MR4	PB083	182/184TC
55.0	2.3	3041	31.80	7072	4047	1238	CB083	112MR4	PB083	182/184TC
51.0	2.1	3299	34.49	7072	4047	1267	CB083	112MR4	PB083	182/184TC
44.0	1.9	3787	39.60	7072	4047	1317	CB083	112MR4	PB083	182/184TC
41.0	1.7	4108	42.95	7072	4047	1347	CB083	112MR4	PB083	182/184TC
39.0	1.6	4345	45.44	7072	4047	1368	CB083	112MR4	PB083	182/184TC
34.0	1.4	4895	51.19	7072	4047	1412	CB083	112MR4	PB083	182/184TC
32.0	1.3	5310	55.52	7072	4047	1443	CB083	112MR4	PB083	182/184TC
29.0	1.2	5734	59.96	7072	4047	1472	CB083	112MR4	PB083	182/184TC
27.0	1.2	6096	63.74	7072	4047	1495	CB083	112MR4	PB083	182/184TC
25.0	1.1	6612	69.14	7072	4047	1526	CB083	112MR4	PB083	182/184TC
24.0	1.0	6995	73.14	7072	4047	1547	CB083	112MR4	PB083	182/184TC
43.0	3.6	3933	41.12	14143	4946	1667	CB103	112MR4	PB103	182/184TC
39.0	3.3	4266	44.61	14143	4946	1709	CB103	112MR4	PB103	182/184TC
37.0	3.1	4522	47.28	14143	4946	1739	CB103	112MR4	PB103	182/184TC
35.0	2.9	4805	50.24	14143	4946	1770	CB103	112MR4	PB103	182/184TC
33.0	2.8	5071	53.02	14143	4946	1798	CB103	112MR4	PB103	182/184TC
30.0	2.5	5595	58.50	14143	4946	1851	CB103	112MR4	PB103	182/184TC
27.0	2.3	6205	64.89	14143	4946	1907	CB103	112MR4	PB103	182/184TC
26.0	2.2	6558	68.58	14143	4946	1938	CB103	112MR4	PB103	182/184TC
24.0	2.0	6958	72.76	14143	4946	1971	CB103	112MR4	PB103	182/184TC
22.0	1.9	7548	78.92	14143	4946	2017	CB103	112MR4	PB103	182/184TC
21.0	1.9	8001	83.66	14975	4946	2050	CB103	112MR4	PB103	182/184TC
19.0	1.7	8828	92.31	14975	4946	2106	CB103	112MR4	PB103	182/184TC
17.0	1.5	10084	105.44	14975	4946	2184	CB103	112MR4	PB103	182/184TC
15.0	1.4	10978	114.80	14975	4946	2234	CB103	112MR4	PB103	182/184TC

3 HP

Output speed [rpm]	Service factor sf	Output torque [in-lbs]	Exact ratio i	Max. torque [in-lbs]	OHL		Gearmotor		Gear Reducer	
					Output shaft [lbs]	Hollow bore [lbs]	Reducer	Motor	Reducer	NEMA C-input
15.0	1.3	11516	120.42	14975	4946	2263	CB103	112MR4	PB103	182/184TC
13.0	1.2	12707	132.87	14975	4946	2321	CB103	112MR4	PB103	182/184TC
12.0	1.1	13837	144.69	14975	4946	2372	CB103	112MR4	PB103	182/184TC
22.0	3.8	7654	80.04	29119	6744	2839	CB123	112MR4	PB123	182/184TC
19.0	3.4	8594	89.87	29119	6744	2929	CB123	112MR4	PB123	182/184TC
18.0	3.1	9534	99.70	29119	6744	3011	CB123	112MR4	PB123	182/184TC
16.0	2.9	10200	106.65	29119	6744	3064	CB123	112MR4	PB123	182/184TC
15.0	2.5	11438	119.60	29119	6744	3156	CB123	112MR4	PB123	182/184TC
13.0	2.3	12429	129.96	29119	6744	3222	CB123	112MR4	PB123	182/184TC
12.0	2.1	13812	144.43	29119	6744	3306	CB123	112MR4	PB123	182/184TC
11.0	1.9	15323	160.23	29119	6744	3388	CB123	112MR4	PB123	182/184TC
9.7	1.7	17253	180.40	29119	6744	3481	CB123	112MR4	PB123	182/184TC
16.0	3.9	10705	111.94	41599	8990	8990	CB143	112MR4	PB143	182/184TC
14.0	3.5	11917	124.62	41599	8990	8990	CB143	112MR4	PB143	182/184TC
13.0	3.2	13048	136.44	41599	8990	8990	CB143	112MR4	PB143	182/184TC
12.0	2.9	14306	149.59	41599	8990	8990	CB143	112MR4	PB143	182/184TC
11.0	2.6	15926	166.53	41599	8990	8990	CB143	112MR4	PB143	182/184TC
9.3	2.3	17906	187.24	41599	8990	8990	CB143	112MR4	PB143	182/184TC
209.0	3.5	844	8.36	2912	1060	530	CBA72	112MR4	BA72	182/184TC
174.0	2.9	1015	10.06	2912	1128	564	CBA72	112MR4	BA72	182/184TC
141.0	2.3	1256	12.44	2912	1210	605	CBA72	112MR4	BA72	182/184TC
117.0	2.3	1505	14.91	3494	1285	643	CBA72	112MR4	BA72	182/184TC
98.0	1.9	1811	17.94	3494	1367	684	CBA72	112MR4	BA72	182/184TC
79.0	1.6	2240	22.19	3494	1468	734	CBA72	112MR4	BA72	182/184TC
64.0	1.3	2771	27.45	3494	1576	788	CBA72	112MR4	BA72	182/184TC
53.0	1.0	3335	33.04	3494	1676	838	CBA72	112MR4	BA72	182/184TC

5 HP

Output speed [rpm]	Service factor sf	Output torque [in-lbs]	Exact ratio i	Max. torque [in-lbs]	OHL		Gearmotor		Gear Reducer	
					Output shaft [lbs]	Hollow bore [lbs]	Reducer	Motor	Reducer	NEMA C-input
306.0	2.4	994	5.71	2413	1617	462	CB063	112M4	PB063	182/184TC
254.0	2.4	1196	6.88	2829	1705	487	CB063	112M4	PB063	182/184TC
239.0	2.3	1273	7.32	2912	1735	496	CB063	112M4	PB063	182/184TC
191.0	2.4	1593	9.16	3827	1844	527	CB063	112M4	PB063	182/184TC
171.0	2.4	1785	10.26	4326	1900	543	CB063	112M4	PB063	182/184TC
159.0	2.3	1917	11.03	4493	1936	553	CB063	112M4	PB063	182/184TC
142.0	2.2	2148	12.35	4825	1992	569	CB063	112M4	PB063	182/184TC
133.0	2.1	2287	13.15	4909	2024	578	CB063	112M4	PB063	182/184TC

5 HP

Output speed [rpm]	Service factor sf	Output torque [in-lbs]	Exact ratio i	Max. torque [in-lbs]	OHL		Gearmotor		Gear Reducer	
					Output shaft [lbs]	Hollow bore [lbs]	Reducer	Motor	Reducer	NEMA C-input
115.0	1.9	2639	15.18	4909	2095	599	CB063	112M4	PB063	182/184TC
103.0	1.7	2956	17.00	4992	2151	615	CB063	112M4	PB063	182/184TC
78.0	1.3	3894	22.39	4992	2283	652	CB063	112M4	PB063	182/184TC
67.0	1.1	4537	26.09	4992	2352	672	CB063	112M4	PB063	182/184TC
62.0	1.0	4874	28.03	4992	2383	681	CB063	112M4	PB063	182/184TC
224.0	3.1	1358	7.81	4160	2770	792	CB083	112M4	PB083	182/184TC
203.0	3.3	1499	8.62	4992	2853	815	CB083	112M4	PB083	182/184TC
167.0	3.0	1825	10.49	5408	3023	864	CB083	112M4	PB083	182/184TC
151.0	3.1	2015	11.59	6240	3112	889	CB083	112M4	PB083	182/184TC
121.0	2.7	2509	14.43	6739	3313	947	CB083	112M4	PB083	182/184TC
105.0	2.5	2886	16.60	7072	3444	984	CB083	112M4	PB083	182/184TC
96.0	2.2	3186	18.32	7072	3539	1011	CB083	112M4	PB083	182/184TC
77.0	1.8	3968	22.82	7072	3752	1072	CB083	112M4	PB083	182/184TC
66.0	1.5	4645	26.71	7072	3907	1116	CB083	112M4	PB083	182/184TC
59.0	1.4	5129	29.50	7072	4005	1144	CB083	112M4	PB083	182/184TC
55.0	1.3	5529	31.80	7072	4047	1165	CB083	112M4	PB083	182/184TC
51.0	1.2	5997	34.49	7072	4047	1188	CB083	112M4	PB083	182/184TC
44.0	1.0	6885	39.60	7072	4047	1226	CB083	112M4	PB083	182/184TC
145.0	4.0	2095	12.05	8320	3914	1118	CB103	112M4	PB103	182/184TC
117.0	3.8	2606	14.99	9984	4183	1195	CB103	112M4	PB103	182/184TC
101.0	3.9	3003	17.27	11648	4366	1247	CB103	112M4	PB103	182/184TC
92.0	3.5	3313	19.06	11648	4496	1285	CB103	112M4	PB103	182/184TC
74.0	2.8	4121	23.70	11648	4795	1370	CB103	112M4	PB103	182/184TC
66.0	2.7	4610	26.51	12480	4946	1415	CB103	112M4	PB103	182/184TC
57.0	2.5	5313	30.55	13312	4946	1474	CB103	112M4	PB103	182/184TC
53.0	2.5	5750	33.07	14143	4946	1507	CB103	112M4	PB103	182/184TC
49.0	2.3	6237	35.87	14143	4946	1541	CB103	112M4	PB103	182/184TC
43.0	2.0	7151	41.12	14143	4946	1600	CB103	112M4	PB103	182/184TC
39.0	1.8	7757	44.61	14143	4946	1636	CB103	112M4	PB103	182/184TC
37.0	1.7	8222	47.28	14143	4946	1661	CB103	112M4	PB103	182/184TC
35.0	1.6	8736	50.24	14143	4946	1688	CB103	112M4	PB103	182/184TC
33.0	1.5	9219	53.02	14143	4946	1712	CB103	112M4	PB103	182/184TC
30.0	1.4	10173	58.50	14143	4946	1755	CB103	112M4	PB103	182/184TC
27.0	1.3	11282	64.89	14143	4946	1801	CB103	112M4	PB103	182/184TC
26.0	1.2	11924	68.58	14143	4946	1826	CB103	112M4	PB103	182/184TC
24.0	1.1	12651	72.76	14143	4946	1852	CB103	112M4	PB103	182/184TC
22.0	1.0	13723	78.92	14143	4946	1888	CB103	112M4	PB103	182/184TC
21.0	1.0	14546	83.66	14975	4946	1913	CB103	112M4	PB103	182/184TC

5 HP

Output speed [rpm]	Service factor sf	Output torque [in-lbs]	Exact ratio i	Max. torque [in-lbs]	OHL		Gearmotor		Gear Reducer	
					Output shaft [lbs]	Hollow bore [lbs]	Reducer	Motor	Reducer	NEMA C-input
50.0	3.9	6031	34.68	23295	6744	2140	CB123	112M4	PB123	182/184TC
43.0	3.3	7047	40.53	23295	6744	2231	CB123	112M4	PB123	182/184TC
39.0	3.2	7806	44.89	24959	6744	2291	CB123	112M4	PB123	182/184TC
35.0	3.1	8660	49.80	26623	6744	2352	CB123	112M4	PB123	182/184TC
32.0	2.8	9442	54.30	26623	6744	2404	CB123	112M4	PB123	182/184TC
29.0	2.6	10321	59.36	26623	6744	2456	CB123	112M4	PB123	182/184TC
28.0	2.5	10882	62.59	27455	6744	2487	CB123	112M4	PB123	182/184TC
25.0	2.3	12073	69.43	27455	6744	2548	CB123	112M4	PB123	182/184TC
24.0	2.3	12940	74.42	29119	6744	2588	CB123	112M4	PB123	182/184TC
22.0	2.1	13917	80.04	29119	6744	2630	CB123	112M4	PB123	182/184TC
19.0	1.9	15626	89.87	29119	6744	2694	CB123	112M4	PB123	182/184TC
18.0	1.7	17335	99.70	29119	6744	2751	CB123	112M4	PB123	182/184TC
16.0	1.6	18545	106.65	29119	6744	2786	CB123	112M4	PB123	182/184TC
15.0	1.4	20796	119.60	29119	6744	2843	CB123	112M4	PB123	182/184TC
13.0	1.3	22598	129.96	29119	6744	2883	CB123	112M4	PB123	182/184TC
12.0	1.2	25113	144.43	29119	6744	2929	CB123	112M4	PB123	182/184TC
11.0	1.0	27860	160.23	29119	6744	2970	CB123	112M4	PB123	182/184TC
27.0	3.7	11282	64.88	41599	8990	8990	CB143	112M4	PB143	182/184TC
25.0	3.4	12247	70.43	41599	8990	8990	CB143	112M4	PB143	182/184TC
23.0	3.1	13409	77.12	41599	8990	8990	CB143	112M4	PB143	182/184TC
20.0	2.8	14874	85.54	41599	8990	8990	CB143	112M4	PB143	182/184TC
19.0	2.5	16367	94.13	41599	8990	8990	CB143	112M4	PB143	182/184TC
17.0	2.3	18402	105.83	41599	8990	8990	CB143	112M4	PB143	182/184TC
16.0	2.1	19464	111.94	41599	8990	8990	CB143	112M4	PB143	182/184TC
14.0	1.9	21668	124.62	41599	8990	8990	CB143	112M4	PB143	182/184TC
13.0	1.8	23724	136.44	41599	8990	8990	CB143	112M4	PB143	182/184TC
12.0	1.6	26011	149.59	41599	8990	8990	CB143	112M4	PB143	182/184TC
11.0	1.4	28956	166.53	41599	8990	8990	CB143	112M4	PB143	182/184TC
9.3	1.3	32557	187.24	41599	8990	8990	CB143	112M4	PB143	182/184TC
14.0	3.1	21540	123.88	66558	14613	14613	-	-	PB153	182/184TC
12.0	2.6	25953	149.26	66558	14613	14613	-	-	PB153	182/184TC
11.0	2.3	28762	165.42	66558	14613	14613	-	-	PB153	182/184TC
209.0	1.9	1534	8.36	2912	1060	530	CBA72	112M4	BA72	182/184TC
174.0	1.6	1846	10.06	2912	1128	564	CBA72	112M4	BA72	182/184TC
141.0	1.3	2284	12.44	2912	1210	605	CBA72	112M4	BA72	182/184TC
117.0	1.3	2736	14.91	3494	1285	643	CBA72	112M4	BA72	182/184TC
98.0	1.1	3293	17.94	3494	1367	684	CBA72	112M4	BA72	182/184TC

7.5 HP

Output speed [rpm]	Service factor sf	Output torque [in-lbs]	Exact ratio i	Max. torque [in-lbs]	OHL		Gearmotor		Gear Reducer	
					Output shaft [lbs]	Hollow bore [lbs]	Reducer	Motor	Reducer	NEMA C-input
224.0	2.2	1867	7.81	4160	2718	777	CB083	132MS4	PB083	213/215TC
203.0	2.4	2062	8.62	4992	2796	799	CB083	132MS4	PB083	213/215TC
167.0	2.2	2509	10.49	5408	2953	844	CB083	132MS4	PB083	213/215TC
151.0	2.3	2770	11.59	6240	3034	867	CB083	132MS4	PB083	213/215TC
121.0	2.0	3450	14.43	6739	3216	919	CB083	132MS4	PB083	213/215TC
105.0	1.8	3968	16.60	7072	3333	952	CB083	132MS4	PB083	213/215TC
96.0	1.6	4381	18.32	7072	3416	976	CB083	132MS4	PB083	213/215TC
77.0	1.3	5456	22.82	7072	3599	1028	CB083	132MS4	PB083	213/215TC
66.0	1.1	6387	26.71	7072	3728	1065	CB083	132MS4	PB083	213/215TC
59.0	1.0	7052	29.50	7072	3807	1088	CB083	132MS4	PB083	213/215TC
215.0	3.4	1943	8.13	6656	3425	979	CB103	132MS4	PB103	213/215TC
195.0	3.5	2144	8.97	7488	3529	1008	CB103	132MS4	PB103	213/215TC
160.0	3.2	2611	10.92	8320	3745	1070	CB103	132MS4	PB103	213/215TC
145.0	2.9	2881	12.05	8320	3857	1102	CB103	132MS4	PB103	213/215TC
117.0	2.8	3583	14.99	9984	4112	1175	CB103	132MS4	PB103	213/215TC
101.0	2.8	4129	17.27	11648	4284	1224	CB103	132MS4	PB103	213/215TC
92.0	2.6	4556	19.06	11648	4406	1259	CB103	132MS4	PB103	213/215TC
74.0	2.1	5666	23.70	11648	4682	1338	CB103	132MS4	PB103	213/215TC
66.0	2.0	6339	26.51	12480	4827	1379	CB103	132MS4	PB103	213/215TC
57.0	1.8	7305	30.55	13312	4946	1432	CB103	132MS4	PB103	213/215TC
53.0	1.8	7906	33.07	14143	4946	1462	CB103	132MS4	PB103	213/215TC
49.0	1.6	8576	35.87	14143	4946	1493	CB103	132MS4	PB103	213/215TC
43.0	1.4	9832	41.12	14143	4946	1544	CB103	132MS4	PB103	213/215TC
39.0	1.3	10665	44.61	14143	4946	1575	CB103	132MS4	PB103	213/215TC
37.0	1.3	11305	47.28	14143	4946	1597	CB103	132MS4	PB103	213/215TC
35.0	1.2	12012	50.24	14143	4946	1620	CB103	132MS4	PB103	213/215TC
33.0	1.1	12677	53.02	14143	4946	1640	CB103	132MS4	PB103	213/215TC
30.0	1.0	13987	58.50	14143	4946	1676	CB103	132MS4	PB103	213/215TC
68.0	3.8	6190	25.89	23295	6711	1917	CB123	132MS4	PB123	213/215TC
64.0	3.5	6577	27.51	23295	6744	1948	CB123	132MS4	PB123	213/215TC
57.0	3.2	7362	30.79	23295	6744	2005	CB123	132MS4	PB123	213/215TC
56.0	3.1	7475	31.26	23295	6744	2012	CB123	132MS4	PB123	213/215TC
50.0	2.8	8292	34.68	23295	6744	2065	CB123	132MS4	PB123	213/215TC
43.0	2.4	9690	40.53	23295	6744	2143	CB123	132MS4	PB123	213/215TC
39.0	2.3	10733	44.89	24959	6744	2193	CB123	132MS4	PB123	213/215TC
35.0	2.2	11907	49.80	26623	6744	2244	CB123	132MS4	PB123	213/215TC
32.0	2.1	12982	54.30	26623	6744	2286	CB123	132MS4	PB123	213/215TC
29.0	1.9	14191	59.36	26623	6744	2327	CB123	132MS4	PB123	213/215TC

7.5 HP

Output speed [rpm]	Service factor sf	Output torque [in-lbs]	Exact ratio i	Max. torque [in-lbs]	OHL		Gearmotor		Gear Reducer	
					Output shaft [lbs]	Hollow bore [lbs]	Reducer	Motor	Reducer	NEMA C-input
28.0	1.8	14963	62.59	27455	6744	2351	CB123	132MS4	PB123	213/215TC
25.0	1.7	16600	69.43	27455	6744	2397	CB123	132MS4	PB123	213/215TC
24.0	1.6	17792	74.42	29119	6744	2426	CB123	132MS4	PB123	213/215TC
22.0	1.5	19136	80.04	29119	6744	2456	CB123	132MS4	PB123	213/215TC
19.0	1.4	21485	89.87	29119	6744	2499	CB123	132MS4	PB123	213/215TC
18.0	1.2	23836	99.70	29119	6744	2534	CB123	132MS4	PB123	213/215TC
16.0	1.1	25499	106.65	29119	6744	2554	CB123	132MS4	PB123	213/215TC
15.0	1.0	28594	119.60	29119	6744	2583	CB123	132MS4	PB123	213/215TC
40.0	3.8	10558	44.16	39935	8375	8375	CB143	132MS4	PB143	213/215TC
36.0	3.6	11560	48.35	41599	8570	8570	CB143	132MS4	PB143	213/215TC
33.0	3.3	12709	53.16	41599	8775	8775	CB143	132MS4	PB143	213/215TC
32.0	3.2	13060	54.63	41599	8833	8833	CB143	132MS4	PB143	213/215TC
30.0	2.9	14110	59.02	41599	8990	8990	CB143	132MS4	PB143	213/215TC
27.0	2.7	15512	64.88	41599	8990	8990	CB143	132MS4	PB143	213/215TC
25.0	2.5	16840	70.43	41599	8990	8990	CB143	132MS4	PB143	213/215TC
23.0	2.3	18437	77.12	41599	8990	8990	CB143	132MS4	PB143	213/215TC
20.0	2.0	20452	85.54	41599	8990	8990	CB143	132MS4	PB143	213/215TC
19.0	1.8	22504	94.13	41599	8990	8990	CB143	132MS4	PB143	213/215TC
17.0	1.6	25302	105.83	41599	8990	8990	CB143	132MS4	PB143	213/215TC
16.0	1.6	26763	111.94	41599	8990	8990	CB143	132MS4	PB143	213/215TC
14.0	1.4	29794	124.62	41599	8990	8990	CB143	132MS4	PB143	213/215TC
13.0	1.3	32620	136.44	41599	8990	8990	CB143	132MS4	PB143	213/215TC
12.0	1.2	35765	149.59	41599	8990	8990	CB143	132MS4	PB143	213/215TC
11.0	1.0	39815	166.53	41599	8990	8990	CB143	132MS4	PB143	213/215TC
25.0	3.9	17010	71.15	66558	14613	14613	-	-	PB153	213/215TC
23.0	3.6	18463	77.22	66558	14613	14613	-	-	PB153	213/215TC
21.0	3.3	20056	83.89	66558	14613	14613	-	-	PB153	213/215TC
20.0	3.2	20956	87.65	66558	14613	14613	-	-	PB153	213/215TC
19.0	3.0	22246	93.05	66558	14613	14613	-	-	PB153	213/215TC
17.0	2.7	24653	103.12	66558	14613	14613	-	-	PB153	213/215TC
14.0	2.2	29617	123.88	66558	14613	14613	-	-	PB153	213/215TC
13.0	2.1	32101	134.27	66558	14613	14613	-	-	PB153	213/215TC
12.0	1.9	35686	149.26	66558	14613	14613	-	-	PB153	213/215TC
11.0	1.7	39548	165.42	66558	14613	14613	-	-	PB153	213/215TC

10 HP

Output speed [rpm]	Service factor sf	Output torque [in-lbs]	Exact ratio i	Max. torque [in-lbs]	OHL		Gearmotor		Gear Reducer	
					Output shaft [lbs]	Hollow bore [lbs]	Reducer	Motor	Reducer	NEMA C-input
224.0	1.6	2546	7.81	4160	2648	757	CB083	132M4	PB083	213/215TC
203.0	1.8	2811	8.62	4992	2719	777	CB083	132M4	PB083	213/215TC
167.0	1.6	3421	10.49	5408	2859	817	CB083	132M4	PB083	213/215TC
151.0	1.7	3778	11.59	6240	2931	837	CB083	132M4	PB083	213/215TC
121.0	1.4	4704	14.43	6739	3087	882	CB083	132M4	PB083	213/215TC
105.0	1.3	5410	16.60	7072	3185	910	CB083	132M4	PB083	213/215TC
96.0	1.2	5974	18.32	7072	3253	929	CB083	132M4	PB083	213/215TC
215.0	2.5	2650	8.13	6656	3373	964	CB103	132M4	PB103	213/215TC
195.0	2.6	2924	8.97	7488	3472	992	CB103	132M4	PB103	213/215TC
160.0	2.3	3560	10.92	8320	3676	1050	CB103	132M4	PB103	213/215TC
145.0	2.1	3929	12.05	8320	3780	1080	CB103	132M4	PB103	213/215TC
117.0	2.0	4886	14.99	9984	4017	1148	CB103	132M4	PB103	213/215TC
101.0	2.1	5630	17.27	11648	4174	1193	CB103	132M4	PB103	213/215TC
92.0	1.9	6213	19.06	11648	4285	1224	CB103	132M4	PB103	213/215TC
74.0	1.5	7726	23.70	11648	4531	1295	CB103	132M4	PB103	213/215TC
66.0	1.4	8644	26.51	12480	4659	1331	CB103	132M4	PB103	213/215TC
57.0	1.3	9962	30.55	13312	4819	1377	CB103	132M4	PB103	213/215TC
53.0	1.3	10781	33.07	14143	4907	1402	CB103	132M4	PB103	213/215TC
49.0	1.2	11694	35.87	14143	4946	1428	CB103	132M4	PB103	213/215TC
43.0	1.1	13407	41.12	14143	4946	1470	CB103	132M4	PB103	213/215TC
126.0	3.9	4514	13.84	17471	5507	1573	CB123	132M4	PB123	213/215TC
114.0	3.5	5015	15.38	17471	5664	1618	CB123	132M4	PB123	213/215TC
94.0	3.0	6056	18.58	18303	5948	1699	CB123	132M4	PB123	213/215TC
85.0	3.1	6719	20.61	20799	6105	1744	CB123	132M4	PB123	213/215TC
77.0	3.1	7427	22.78	23295	6256	1787	CB123	132M4	PB123	213/215TC
68.0	2.8	8440	25.89	23295	6448	1842	CB123	132M4	PB123	213/215TC
64.0	2.6	8969	27.51	23295	6538	1868	CB123	132M4	PB123	213/215TC
57.0	2.3	10039	30.79	23295	6704	1915	CB123	132M4	PB123	213/215TC
56.0	2.3	10193	31.26	23295	6726	1922	CB123	132M4	PB123	213/215TC
50.0	2.1	11308	34.68	23295	6744	1964	CB123	132M4	PB123	213/215TC
43.0	1.8	13214	40.53	23295	6744	2025	CB123	132M4	PB123	213/215TC
39.0	1.7	14636	44.89	24959	6744	2063	CB123	132M4	PB123	213/215TC
35.0	1.6	16237	49.80	26623	6744	2100	CB123	132M4	PB123	213/215TC
32.0	1.5	17703	54.30	26623	6744	2128	CB123	132M4	PB123	213/215TC
29.0	1.4	19352	59.36	26623	6744	2155	CB123	132M4	PB123	213/215TC
28.0	1.3	20404	62.59	27455	6744	2170	CB123	132M4	PB123	213/215TC
25.0	1.2	22636	69.43	27455	6744	2196	CB123	132M4	PB123	213/215TC
24.0	1.2	24262	74.42	29119	6744	2210	CB123	132M4	PB123	213/215TC

10 HP

Output speed [rpm]	Service factor sf	Output torque [in-lbs]	Exact ratio i	Max. torque [in-lbs]	OHL		Gearmotor		Gear Reducer	
					Output shaft [lbs]	Hollow bore [lbs]	Reducer	Motor	Reducer	NEMA C-input
22.0	1.1	26095	80.04	29119	6744	2223	CB123	132M4	PB123	213/215TC
58.0	4.0	9796	30.05	39103	7320	7320	CB143	132M4	PB143	213/215TC
53.0	3.6	10762	33.01	39103	7493	7493	CB143	132M4	PB143	213/215TC
48.0	3.3	11956	36.67	39935	7687	7687	CB143	132M4	PB143	213/215TC
43.0	3.0	13135	40.29	39935	7859	7859	CB143	132M4	PB143	213/215TC
40.0	2.8	14398	44.16	39935	8025	8025	CB143	132M4	PB143	213/215TC
36.0	2.6	15764	48.35	41599	8187	8187	CB143	132M4	PB143	213/215TC
33.0	2.4	17331	53.16	41599	8353	8353	CB143	132M4	PB143	213/215TC
32.0	2.3	17810	54.63	41599	8400	8400	CB143	132M4	PB143	213/215TC
30.0	2.2	19241	59.02	41599	8531	8531	CB143	132M4	PB143	213/215TC
27.0	2.0	21153	64.88	41599	8687	8687	CB143	132M4	PB143	213/215TC
25.0	1.8	22963	70.43	41599	8817	8817	CB143	132M4	PB143	213/215TC
23.0	1.7	25142	77.12	41599	8953	8953	CB143	132M4	PB143	213/215TC
20.0	1.5	27889	85.54	41599	8990	8990	CB143	132M4	PB143	213/215TC
19.0	1.4	30687	94.13	41599	8990	8990	CB143	132M4	PB143	213/215TC
17.0	1.2	34503	105.83	41599	8990	8990	CB143	132M4	PB143	213/215TC
16.0	1.1	36494	111.94	41599	8990	8990	CB143	132M4	PB143	213/215TC
14.0	1.0	40628	124.62	41599	8990	8990	CB143	132M4	PB143	213/215TC
32.0	3.7	17814	54.64	66558	13443	13443	-	-	PB153	213/215TC
31.0	3.6	18672	57.27	66558	13634	13634	-	-	PB153	213/215TC
29.0	3.4	19862	60.92	66558	13887	13887	-	-	PB153	213/215TC
28.0	3.2	20693	63.47	66558	14058	14058	-	-	PB153	213/215TC
25.0	2.9	23195	71.15	66558	14540	14540	-	-	PB153	213/215TC
23.0	2.6	25176	77.22	66558	14613	14613	-	-	PB153	213/215TC
21.0	2.4	27349	83.89	66558	14613	14613	-	-	PB153	213/215TC
20.0	2.3	28577	87.65	66558	14613	14613	-	-	PB153	213/215TC
19.0	2.2	30335	93.05	66558	14613	14613	-	-	PB153	213/215TC
17.0	2.0	33618	103.12	66558	14613	14613	-	-	PB153	213/215TC
14.0	1.6	40387	123.88	66558	14613	14613	-	-	PB153	213/215TC
13.0	1.5	43774	134.27	66558	14613	14613	-	-	PB153	213/215TC
12.0	1.4	48663	149.26	66558	14613	14613	-	-	PB153	213/215TC
11.0	1.2	53929	165.42	66558	14613	14613	-	-	PB153	213/215TC

15 HP

Output speed [rpm]	Service factor sf	Output torque [in-lbs]	Exact ratio i	Max. torque [in-lbs]	OHL		Gearmotor		Gear Reducer	
					Output shaft [lbs]	Hollow bore [lbs]	Reducer	Motor	Reducer	NEMA C-input
224.0	1.1	3734	7.81	4160	2526	722	CB083	132MC4	-	-
203.0	1.2	4123	8.62	4992	2584	738	CB083	132MC4	-	-

15 HP

Output speed [rpm]	Service factor sf	Output torque [in-lbs]	Exact ratio i	Max. torque [in-lbs]	OHL		Gearmotor		Gear Reducer	
					Output shaft [lbs]	Hollow bore [lbs]	Reducer	Motor	Reducer	NEMA C-input
167.0	1.1	5018	10.49	5408	2695	770	CB083	132MC4	-	-
151.0	1.1	5541	11.59	6240	2749	786	CB083	132MC4	-	-
215.0	1.7	3886	8.13	6656	3283	938	CB103	132MC4	PB103	254/256TC
195.0	1.7	4288	8.97	7488	3372	964	CB103	132MC4	PB103	254/256TC
160.0	1.6	5222	10.92	8320	3555	1016	CB103	132MC4	PB103	254/256TC
145.0	1.4	5762	12.05	8320	3646	1042	CB103	132MC4	PB103	254/256TC
117.0	1.4	7166	14.99	9984	3850	1100	CB103	132MC4	PB103	254/256TC
101.0	1.4	8258	17.27	11648	3982	1138	CB103	132MC4	PB103	254/256TC
92.0	1.3	9112	19.06	11648	4073	1164	CB103	132MC4	PB103	254/256TC
74.0	1.0	11332	23.70	11648	4268	1219	CB103	132MC4	PB103	254/256TC
220.0	3.3	3809	7.97	12480	4574	1307	CB123	132MC4	PB123	254/256TC
182.0	3.3	4600	9.62	14975	4807	1373	CB123	132MC4	PB123	254/256TC
169.0	3.4	4941	10.33	16639	4896	1399	CB123	132MC4	PB123	254/256TC
140.0	2.8	5967	12.48	16639	5132	1466	CB123	132MC4	PB123	254/256TC
126.0	2.6	6620	13.84	17471	5261	1503	CB123	132MC4	PB123	254/256TC
114.0	2.4	7355	15.38	17471	5390	1540	CB123	132MC4	PB123	254/256TC
94.0	2.1	8882	18.58	18303	5618	1605	CB123	132MC4	PB123	254/256TC
85.0	2.1	9854	20.61	20799	5738	1640	CB123	132MC4	PB123	254/256TC
77.0	2.1	10893	22.78	23295	5851	1672	CB123	132MC4	PB123	254/256TC
68.0	1.9	12379	25.89	23295	5988	1711	CB123	132MC4	PB123	254/256TC
64.0	1.8	13154	27.51	23295	6050	1728	CB123	132MC4	PB123	254/256TC
57.0	1.6	14724	30.79	23295	6157	1759	CB123	132MC4	PB123	254/256TC
56.0	1.6	14949	31.26	23295	6170	1763	CB123	132MC4	PB123	254/256TC
50.0	1.4	16585	34.68	23295	6258	1788	CB123	132MC4	PB123	254/256TC
43.0	1.2	19380	40.53	23295	6368	1820	CB123	132MC4	PB123	254/256TC
39.0	1.2	21466	44.89	24959	6424	1835	CB123	132MC4	PB123	254/256TC
35.0	1.1	23814	49.80	26623	6464	1847	CB123	132MC4	PB123	254/256TC
32.0	1.0	25964	54.30	26623	6484	1852	CB123	132MC4	PB123	254/256TC
121.0	3.7	6926	14.49	25791	5808	5808	CB143	132MC4	PB143	254/256TC
103.0	3.3	8148	17.04	26623	6055	6055	CB143	132MC4	PB143	254/256TC
94.0	3.4	8921	18.66	29951	6193	6193	CB143	132MC4	PB143	254/256TC
83.0	3.3	10040	21.00	33279	6373	6373	CB143	132MC4	PB143	254/256TC
77.0	3.4	10889	22.77	36607	6495	6495	CB143	132MC4	PB143	254/256TC
68.0	3.1	12254	25.63	38271	6672	6672	CB143	132MC4	PB143	254/256TC
64.0	2.9	13122	27.44	38271	6772	6772	CB143	132MC4	PB143	254/256TC
58.0	2.7	14367	30.05	39103	6903	6903	CB143	132MC4	PB143	254/256TC
53.0	2.5	15784	33.01	39103	7036	7036	CB143	132MC4	PB143	254/256TC
48.0	2.3	17536	36.67	39935	7178	7178	CB143	132MC4	PB143	254/256TC

15 HP

Output speed [rpm]	Service factor sf	Output torque [in-lbs]	Exact ratio i	Max. torque [in-lbs]	OHL		Gearmotor		Gear Reducer	
					Output shaft [lbs]	Hollow bore [lbs]	Reducer	Motor	Reducer	NEMA C-input
43.0	2.1	19265	40.29	39935	7300	7300	CB143	132MC4	PB143	254/256TC
40.0	1.9	21117	44.16	39935	7413	7413	CB143	132MC4	PB143	254/256TC
36.0	1.8	23120	48.35	41599	7517	7517	CB143	132MC4	PB143	254/256TC
33.0	1.6	25418	53.16	41599	7616	7616	CB143	132MC4	PB143	254/256TC
32.0	1.6	26121	54.63	41599	7643	7643	CB143	132MC4	PB143	254/256TC
30.0	1.5	28219	59.02	41599	7713	7713	CB143	132MC4	PB143	254/256TC
27.0	1.3	31025	64.88	41599	7787	7787	CB143	132MC4	PB143	254/256TC
25.0	1.2	33680	70.43	41599	7840	7840	CB143	132MC4	PB143	254/256TC
23.0	1.1	36875	77.12	41599	7883	7883	CB143	132MC4	PB143	254/256TC
20.0	1.0	40905	85.54	41599	7911	7911	CB143	132MC4	PB143	254/256TC
50.0	4.0	16744	35.02	66558	11538	11538	-	-	PB153	254/256TC
45.0	3.6	18556	38.81	66558	11894	11894	-	-	PB153	254/256TC
41.0	3.3	20224	42.30	66558	12199	12199	-	-	PB153	254/256TC
37.0	2.9	22728	47.53	66558	12619	12619	-	-	PB153	254/256TC
35.0	2.8	24177	50.56	66558	12845	12845	-	-	PB153	254/256TC
32.0	2.5	26127	54.64	66558	13133	13133	-	-	PB153	254/256TC
31.0	2.4	27386	57.27	66558	13309	13309	-	-	PB153	254/256TC
29.0	2.3	29131	60.92	66558	13542	13542	-	-	PB153	254/256TC
28.0	2.2	30350	63.47	66558	13698	13698	-	-	PB153	254/256TC
25.0	2.0	34020	71.15	66558	14136	14136	-	-	PB153	254/256TC
23.0	1.8	36925	77.22	66558	14455	14455	-	-	PB153	254/256TC
21.0	1.7	40112	83.89	66558	14613	14613	-	-	PB153	254/256TC
20.0	1.6	41912	87.65	66558	14613	14613	-	-	PB153	254/256TC
19.0	1.5	44492	93.05	66558	14613	14613	-	-	PB153	254/256TC
17.0	1.3	49307	103.12	66558	14613	14613	-	-	PB153	254/256TC
14.0	1.1	59234	123.88	66558	14613	14613	-	-	PB153	254/256TC
13.0	1.0	64202	134.27	66558	14613	14613	-	-	PB153	254/256TC

20 HP

Output speed [rpm]	Service factor sf	Output torque [in-lbs]	Exact ratio i	Max. torque [in-lbs]	OHL		Gearmotor		Gear Reducer	
					Output shaft [lbs]	Hollow bore [lbs]	Reducer	Motor	Reducer	NEMA C-input
215.0	1.3	5299	8.13	6656	3180	908	-	-	PB103	254/256TC
195.0	1.3	5847	8.97	7488	3259	931	-	-	PB103	254/256TC
160.0	1.2	7121	10.92	8320	3416	976	-	-	PB103	254/256TC
145.0	1.1	7857	12.05	8320	3493	998	-	-	PB103	254/256TC
117.0	1.0	9771	14.99	9984	3660	1046	-	-	PB103	254/256TC
101.0	1.0	11261	17.27	11648	3763	1075	-	-	PB103	254/256TC
220.0	2.4	5194	7.97	12480	4412	1261	-	-	PB123	254/256TC

20 HP

Output speed [rpm]	Service factor sf	Output torque [in-lbs]	Exact ratio i	Max. torque [in-lbs]	OHL		Gearmotor		Gear Reducer	
					Output shaft [lbs]	Hollow bore [lbs]	Reducer	Motor	Reducer	NEMA C-input
182.0	2.4	6272	9.62	14975	4612	1318	-	-	PB123	254/256TC
169.0	2.5	6738	10.33	16639	4686	1339	-	-	PB123	254/256TC
140.0	2.0	8137	12.48	16639	4878	1394	-	-	PB123	254/256TC
126.0	1.9	9027	13.84	17471	4980	1423	-	-	PB123	254/256TC
114.0	1.7	10030	15.38	17471	5078	1451	-	-	PB123	254/256TC
94.0	1.5	12112	18.58	18303	5241	1497	-	-	PB123	254/256TC
85.0	1.5	13437	20.61	20799	5320	1520	-	-	PB123	254/256TC
77.0	1.6	14854	22.78	23295	5389	1540	-	-	PB123	254/256TC
68.0	1.4	16881	25.89	23295	5462	1561	-	-	PB123	254/256TC
64.0	1.3	17938	27.51	23295	5491	1569	-	-	PB123	254/256TC
57.0	1.2	20079	30.79	23295	5532	1580	-	-	PB123	254/256TC
56.0	1.1	20385	31.26	23295	5536	1582	-	-	PB123	254/256TC
50.0	1.0	22615	34.68	23295	5554	1587	-	-	PB123	254/256TC
161.0	3.5	7068	10.84	24959	5202	5202	-	-	PB143	254/256TC
147.0	3.3	7738	11.87	25791	5320	5320	-	-	PB143	254/256TC
121.0	2.7	9445	14.49	25791	5579	5579	-	-	PB143	254/256TC
103.0	2.4	11111	17.04	26623	5785	5785	-	-	PB143	254/256TC
94.0	2.5	12165	18.66	29951	5898	5898	-	-	PB143	254/256TC
83.0	2.4	13691	21.00	33279	6040	6040	-	-	PB143	254/256TC
77.0	2.5	14849	22.77	36607	6134	6134	-	-	PB143	254/256TC
68.0	2.3	16710	25.63	38271	6265	6265	-	-	PB143	254/256TC
64.0	2.1	17894	27.44	38271	6337	6337	-	-	PB143	254/256TC
58.0	2.0	19591	30.05	39103	6427	6427	-	-	PB143	254/256TC
53.0	1.8	21524	33.01	39103	6512	6512	-	-	PB143	254/256TC
48.0	1.7	23912	36.67	39935	6597	6597	-	-	PB143	254/256TC
43.0	1.5	26271	40.29	39935	6662	6662	-	-	PB143	254/256TC
40.0	1.4	28795	44.16	39935	6713	6713	-	-	PB143	254/256TC
36.0	1.3	31527	48.35	41599	6750	6750	-	-	PB143	254/256TC
33.0	1.2	34661	53.16	41599	6774	6774	-	-	PB143	254/256TC
32.0	1.2	35619	54.63	41599	6777	6777	-	-	PB143	254/256TC
30.0	1.1	38481	59.02	41599	6778	6778	-	-	PB143	254/256TC
73.0	3.6	15557	23.86	55742	10122	10122	-	-	PB153	254/256TC
69.0	3.4	16423	25.19	56574	10285	10285	-	-	PB153	254/256TC
62.0	3.6	18408	28.23	66558	10633	10633	-	-	PB153	254/256TC
58.0	3.4	19789	30.35	66558	10858	10858	-	-	PB153	254/256TC
52.0	3.0	21930	33.63	66558	11182	11182	-	-	PB153	254/256TC
50.0	2.9	22833	35.02	66558	11311	11311	-	-	PB153	254/256TC
45.0	2.6	25304	38.81	66558	11643	11643	-	-	PB153	254/256TC

20 HP

Output speed [rpm]	Service factor sf	Output torque [in-lbs]	Exact ratio i	Max. torque [in-lbs]	OHL		Gearmotor		Gear Reducer	
					Output shaft [lbs]	Hollow bore [lbs]	Reducer	Motor	Reducer	NEMA C-input
41.0	2.4	27579	42.30	66558	11925	11925	-	-	PB153	254/256TC
37.0	2.1	30993	47.53	66558	12311	12311	-	-	PB153	254/256TC
35.0	2.0	32969	50.56	66558	12518	12518	-	-	PB153	254/256TC
32.0	1.9	35628	54.64	66558	12779	12779	-	-	PB153	254/256TC
31.0	1.8	37345	57.27	66558	12938	12938	-	-	PB153	254/256TC
29.0	1.7	39725	60.92	66558	13147	13147	-	-	PB153	254/256TC
28.0	1.6	41386	63.47	66558	13287	13287	-	-	PB153	254/256TC
25.0	1.4	46391	71.15	66558	13675	13675	-	-	PB153	254/256TC
23.0	1.3	50352	77.22	66558	13954	13954	-	-	PB153	254/256TC
21.0	1.2	54698	83.89	66558	14235	14235	-	-	PB153	254/256TC
20.0	1.2	57153	87.65	66558	14384	14384	-	-	PB153	254/256TC
19.0	1.1	60670	93.05	66558	14585	14585	-	-	PB153	254/256TC

25 HP

Output speed [rpm]	Service factor sf	Output torque [in-lbs]	Exact ratio i	Max. torque [in-lbs]	OHL		Gearmotor		Gear Reducer	
					Output shaft [lbs]	Hollow bore [lbs]	Reducer	Motor	Reducer	NEMA C-input
220.0	1.9	6406	7.97	12480	4270	1220	-	-	PB123	284/286TC
182.0	1.9	7736	9.62	14975	4441	1269	-	-	PB123	284/286TC
169.0	2.0	8311	10.33	16639	4503	1287	-	-	PB123	284/286TC
140.0	1.7	10036	12.48	16639	4657	1330	-	-	PB123	284/286TC
126.0	1.6	11134	13.84	17471	4734	1352	-	-	PB123	284/286TC
114.0	1.4	12370	15.38	17471	4805	1373	-	-	PB123	284/286TC
94.0	1.2	14938	18.58	18303	4911	1403	-	-	PB123	284/286TC
85.0	1.3	16573	20.61	20799	4954	1415	-	-	PB123	284/286TC
77.0	1.3	18320	22.78	23295	4984	1424	-	-	PB123	284/286TC
68.0	1.1	20820	25.89	23295	5003	1429	-	-	PB123	284/286TC
64.0	1.1	22123	27.51	23295	5002	1429	-	-	PB123	284/286TC
161.0	2.9	8717	10.84	24959	5052	5052	-	-	PB143	284/286TC
147.0	2.7	9544	11.87	25791	5156	5156	-	-	PB143	284/286TC
121.0	2.2	11649	14.49	25791	5378	5378	-	-	PB143	284/286TC
103.0	1.9	13704	17.04	26623	5549	5549	-	-	PB143	284/286TC
94.0	2.0	15004	18.66	29951	5639	5639	-	-	PB143	284/286TC
83.0	2.0	16885	21.00	33279	5749	5749	-	-	PB143	284/286TC
77.0	2.0	18313	22.77	36607	5819	5819	-	-	PB143	284/286TC
68.0	1.9	20610	25.63	38271	5910	5910	-	-	PB143	284/286TC
64.0	1.7	22069	27.44	38271	5957	5957	-	-	PB143	284/286TC
58.0	1.6	24162	30.05	39103	6010	6010	-	-	PB143	284/286TC
53.0	1.5	26546	33.01	39103	6055	6055	-	-	PB143	284/286TC

25 HP

Output speed [rpm]	Service factor sf	Output torque [in-lbs]	Exact ratio i	Max. torque [in-lbs]	OHL		Gearmotor		Gear Reducer	
					Output shaft [lbs]	Hollow bore [lbs]	Reducer	Motor	Reducer	NEMA C-input
48.0	1.4	29492	36.67	39935	6089	6089	-	-	PB143	284/286TC
43.0	1.2	32401	40.29	39935	6103	6103	-	-	PB143	284/286TC
40.0	1.1	35514	44.16	39935	6100	6100	-	-	PB143	284/286TC
36.0	1.1	38884	48.35	41599	6080	6080	-	-	PB143	284/286TC
138.0	3.7	10167	12.64	37439	8281	8281	-	-	PB153	284/286TC
125.0	3.7	11267	14.01	41599	8542	8542	-	-	PB153	284/286TC
114.0	3.4	12384	15.40	41599	8787	8787	-	-	PB153	284/286TC
94.0	3.3	14922	18.56	49918	9286	9286	-	-	PB153	284/286TC
85.0	3.3	16537	20.56	54078	9568	9568	-	-	PB153	284/286TC
73.0	2.9	19186	23.86	55742	9987	9987	-	-	PB153	284/286TC
69.0	2.8	20255	25.19	56574	10142	10142	-	-	PB153	284/286TC
62.0	2.9	22703	28.23	66558	10473	10473	-	-	PB153	284/286TC
58.0	2.7	24406	30.35	66558	10686	10686	-	-	PB153	284/286TC
52.0	2.5	27047	33.63	66558	10992	10992	-	-	PB153	284/286TC
50.0	2.4	28161	35.02	66558	11113	11113	-	-	PB153	284/286TC
45.0	2.1	31208	38.81	66558	11423	11423	-	-	PB153	284/286TC
41.0	2.0	34014	42.30	66558	11685	11685	-	-	PB153	284/286TC
37.0	1.7	38225	47.53	66558	12042	12042	-	-	PB153	284/286TC
35.0	1.6	40662	50.56	66558	12231	12231	-	-	PB153	284/286TC
32.0	1.5	43941	54.64	66558	12469	12469	-	-	PB153	284/286TC
31.0	1.4	46058	57.27	66558	12613	12613	-	-	PB153	284/286TC
29.0	1.4	48994	60.92	66558	12802	12802	-	-	PB153	284/286TC
28.0	1.3	51043	63.47	66558	12927	12927	-	-	PB153	284/286TC
25.0	1.2	57215	71.15	66558	13272	13272	-	-	PB153	284/286TC
23.0	1.1	62101	77.22	66558	13516	13516	-	-	PB153	284/286TC
61.0	3.7	23161	28.80	84861	16800	14613	-	-	PB163	284/286TC
57.0	3.8	24868	30.92	95677	17152	14613	-	-	PB163	284/286TC
51.0	3.6	27546	34.25	99004	17666	14613	-	-	PB163	284/286TC
46.0	3.4	30287	37.66	102332	17985	14613	-	-	PB163	284/286TC
43.0	3.2	32692	40.65	105660	17985	14613	-	-	PB163	284/286TC
39.0	2.8	36262	45.09	99836	17985	14613	-	-	PB163	284/286TC
34.0	2.6	41014	51.00	108156	17985	14613	-	-	PB163	284/286TC
33.0	2.5	43128	53.63	108156	17985	14613	-	-	PB163	284/286TC
30.0	2.3	47419	58.97	108156	17985	14613	-	-	PB163	284/286TC
25.0	1.9	56113	69.78	108156	17985	14613	-	-	PB163	284/286TC
23.0	1.8	61696	76.72	108156	17985	14613	-	-	PB163	284/286TC
20.0	1.5	70396	87.54	108156	17985	14613	-	-	PB163	284/286TC
18.0	1.4	77400	96.25	108156	17985	14613	-	-	PB163	284/286TC

25 HP

Output speed [rpm]	Service factor sf	Output torque [in-lbs]	Exact ratio i	Max. torque [in-lbs]	OHL		Gearmotor		Gear Reducer	
					Output shaft [lbs]	Hollow bore [lbs]	Reducer	Motor	Reducer	NEMA C-input
17.0	1.3	83580	103.93	108156	17985	14613	-	-	PB163	284/286TC
15.0	1.2	91897	114.27	108156	17985	14613	-	-	PB163	284/286TC
14.0	1.1	101559	126.29	108156	17985	14613	-	-	PB163	284/286TC

30 HP

Output speed [rpm]	Service factor sf	Output torque [in-lbs]	Exact ratio i	Max. torque [in-lbs]	OHL		Gearmotor		Gear Reducer	
					Output shaft [lbs]	Hollow bore [lbs]	Reducer	Motor	Reducer	NEMA C-input
220.0	1.6	7618	7.97	12480	4129	1180	-	-	PB123	284/286TC
182.0	1.6	9200	9.62	14975	4270	1220	-	-	PB123	284/286TC
169.0	1.7	9883	10.33	16639	4319	1234	-	-	PB123	284/286TC
140.0	1.4	11935	12.48	16639	4435	1267	-	-	PB123	284/286TC
126.0	1.3	13240	13.84	17471	4488	1282	-	-	PB123	284/286TC
114.0	1.2	14711	15.38	17471	4532	1295	-	-	PB123	284/286TC
94.0	1.0	17765	18.58	18303	4581	1309	-	-	PB123	284/286TC
85.0	1.1	19708	20.61	20799	4588	1311	-	-	PB123	284/286TC
77.0	1.1	21786	22.78	23295	4579	1308	-	-	PB123	284/286TC
161.0	2.4	10366	10.84	24959	4902	4902	-	-	PB143	284/286TC
147.0	2.3	11349	11.87	25791	4991	4991	-	-	PB143	284/286TC
121.0	1.9	13853	14.49	25791	5177	5177	-	-	PB143	284/286TC
103.0	1.6	16297	17.04	26623	5313	5313	-	-	PB143	284/286TC
94.0	1.7	17843	18.66	29951	5380	5380	-	-	PB143	284/286TC
83.0	1.7	20080	21.00	33279	5458	5458	-	-	PB143	284/286TC
77.0	1.7	21778	22.77	36607	5503	5503	-	-	PB143	284/286TC
68.0	1.6	24509	25.63	38271	5555	5555	-	-	PB143	284/286TC
64.0	1.5	26244	27.44	38271	5576	5576	-	-	PB143	284/286TC
58.0	1.4	28734	30.05	39103	5594	5594	-	-	PB143	284/286TC
53.0	1.2	31568	33.01	39103	5597	5597	-	-	PB143	284/286TC
48.0	1.1	35071	36.67	39935	5580	5580	-	-	PB143	284/286TC
43.0	1.0	38531	40.29	39935	5544	5544	-	-	PB143	284/286TC
167.0	3.7	10034	10.49	37439	7764	7764	-	-	PB153	284/286TC
138.0	3.1	12090	12.64	37439	8210	8210	-	-	PB153	284/286TC
125.0	3.1	13399	14.01	41599	8463	8463	-	-	PB153	284/286TC
114.0	2.8	14727	15.40	41599	8700	8700	-	-	PB153	284/286TC
94.0	2.8	17745	18.56	49918	9180	9180	-	-	PB153	284/286TC
85.0	2.7	19666	20.56	54078	9452	9452	-	-	PB153	284/286TC
73.0	2.4	22816	23.86	55742	9852	9852	-	-	PB153	284/286TC
69.0	2.3	24087	25.19	56574	9999	9999	-	-	PB153	284/286TC
62.0	2.5	26998	28.23	66558	10313	10313	-	-	PB153	284/286TC

30 HP

Output speed [rpm]	Service factor sf	Output torque [in-lbs]	Exact ratio i	Max. torque [in-lbs]	OHL		Gearmotor		Gear Reducer	
					Output shaft [lbs]	Hollow bore [lbs]	Reducer	Motor	Reducer	NEMA C-input
58.0	2.3	29023	30.35	66558	10514	10514	-	-	PB153	284/286TC
52.0	2.1	32164	33.63	66558	10801	10801	-	-	PB153	284/286TC
50.0	2.0	33488	35.02	66558	10914	10914	-	-	PB153	284/286TC
45.0	1.8	37113	38.81	66558	11203	11203	-	-	PB153	284/286TC
41.0	1.6	40449	42.30	66558	11445	11445	-	-	PB153	284/286TC
37.0	1.5	45457	47.53	66558	11772	11772	-	-	PB153	284/286TC
35.0	1.4	48354	50.56	66558	11945	11945	-	-	PB153	284/286TC
32.0	1.3	52254	54.64	66558	12159	12159	-	-	PB153	284/286TC
31.0	1.2	54772	57.27	66558	12289	12289	-	-	PB153	284/286TC
29.0	1.1	58263	60.92	66558	12457	12457	-	-	PB153	284/286TC
28.0	1.1	60700	63.47	66558	12567	12567	-	-	PB153	284/286TC
72.0	3.8	23117	24.17	87357	15790	14613	-	-	PB163	284/286TC
66.0	3.6	25417	26.58	92349	16229	14613	-	-	PB163	284/286TC
61.0	3.1	27542	28.80	84861	16605	14613	-	-	PB163	284/286TC
57.0	3.2	29573	30.92	95677	16943	14613	-	-	PB163	284/286TC
51.0	3.0	32758	34.25	99004	17435	14613	-	-	PB163	284/286TC
46.0	2.8	36017	37.66	102332	17897	14613	-	-	PB163	284/286TC
43.0	2.7	38877	40.65	105660	17985	14613	-	-	PB163	284/286TC
39.0	2.3	43122	45.09	99836	17985	14613	-	-	PB163	284/286TC
34.0	2.2	48773	51.00	108156	17985	14613	-	-	PB163	284/286TC
33.0	2.1	51287	53.63	108156	17985	14613	-	-	PB163	284/286TC
30.0	1.9	56390	58.97	108156	17985	14613	-	-	PB163	284/286TC
25.0	1.6	66728	69.78	108156	17985	14613	-	-	PB163	284/286TC
23.0	1.5	73368	76.72	108156	17985	14613	-	-	PB163	284/286TC
20.0	1.3	83714	87.54	108156	17985	14613	-	-	PB163	284/286TC
18.0	1.2	92044	96.25	108156	17985	14613	-	-	PB163	284/286TC
17.0	1.1	99393	103.93	108156	17985	14613	-	-	PB163	284/286TC

40 HP

Output speed [rpm]	Service factor sf	Output torque [in-lbs]	Exact ratio i	Max. torque [in-lbs]	OHL		Gearmotor		Gear Reducer	
					Output shaft [lbs]	Hollow bore [lbs]	Reducer	Motor	Reducer	NEMA C-input
161.0	1.8	14135	10.84	24959	4558	4558	-	-	PB143	324/326TC
147.0	1.7	15476	11.87	25791	4615	4615	-	-	PB143	324/326TC
121.0	1.4	18890	14.49	25791	4718	4718	-	-	PB143	324/326TC
103.0	1.2	22223	17.04	26623	4772	4772	-	-	PB143	324/326TC
94.0	1.2	24331	18.66	29951	4789	4789	-	-	PB143	324/326TC
83.0	1.2	27381	21.00	33279	4792	4792	-	-	PB143	324/326TC
77.0	1.2	29698	22.77	36607	4781	4781	-	-	PB143	324/326TC

40 HP

Output speed [rpm]	Service factor sf	Output torque [in-lbs]	Exact ratio i	Max. torque [in-lbs]	OHL		Gearmotor		Gear Reducer	
					Output shaft [lbs]	Hollow bore [lbs]	Reducer	Motor	Reducer	NEMA C-input
68.0	1.1	33421	25.63	38271	4742	4742	-	-	PB143	324/326TC
64.0	1.1	35787	27.44	38271	4706	4706	-	-	PB143	324/326TC
167.0	2.7	13683	10.49	37439	7628	7628	-	-	PB153	324/326TC
138.0	2.3	16487	12.64	37439	8046	8046	-	-	PB153	324/326TC
125.0	2.3	18271	14.01	41599	8281	8281	-	-	PB153	324/326TC
114.0	2.1	20083	15.40	41599	8500	8500	-	-	PB153	324/326TC
94.0	2.1	24198	18.56	49918	8940	8940	-	-	PB153	324/326TC
85.0	2.0	26817	20.56	54078	9185	9185	-	-	PB153	324/326TC
73.0	1.8	31113	23.86	55742	9542	9542	-	-	PB153	324/326TC
69.0	1.7	32846	25.19	56574	9673	9673	-	-	PB153	324/326TC
62.0	1.8	36816	28.23	66558	9948	9948	-	-	PB153	324/326TC
58.0	1.7	39577	30.35	66558	10121	10121	-	-	PB153	324/326TC
52.0	1.5	43860	33.63	66558	10365	10365	-	-	PB153	324/326TC
50.0	1.5	45666	35.02	66558	10460	10460	-	-	PB153	324/326TC
45.0	1.3	50608	38.81	66558	10700	10700	-	-	PB153	324/326TC
41.0	1.2	55157	42.30	66558	10897	10897	-	-	PB153	324/326TC
37.0	1.1	61987	47.53	66558	11156	11156	-	-	PB153	324/326TC
35.0	1.0	65938	50.56	66558	11289	11289	-	-	PB153	324/326TC
107.0	3.9	21369	16.39	82365	13824	13824	-	-	PB163	324/326TC
97.0	3.7	23495	18.02	86525	14204	14204	-	-	PB163	324/326TC
88.0	3.4	26025	19.96	89021	14621	14613	-	-	PB163	324/326TC
80.0	3.0	28617	21.94	86525	15013	14613	-	-	PB163	324/326TC
72.0	2.8	31523	24.17	87357	15417	14613	-	-	PB163	324/326TC
66.0	2.7	34660	26.58	92349	15818	14613	-	-	PB163	324/326TC
61.0	2.3	37558	28.80	84861	16161	14613	-	-	PB163	324/326TC
57.0	2.4	40327	30.92	95677	16466	14613	-	-	PB163	324/326TC
51.0	2.2	44669	34.25	99004	16906	14613	-	-	PB163	324/326TC
46.0	2.1	49114	37.66	102332	17315	14613	-	-	PB163	324/326TC
43.0	2.0	53014	40.65	105660	17645	14613	-	-	PB163	324/326TC
39.0	1.7	58803	45.09	99836	17985	14613	-	-	PB163	324/326TC
34.0	1.6	66509	51.00	108156	17985	14613	-	-	PB163	324/326TC
33.0	1.5	69937	53.63	108156	17985	14613	-	-	PB163	324/326TC
30.0	1.4	76896	58.97	108156	17985	14613	-	-	PB163	324/326TC
25.0	1.2	90993	69.78	108156	17985	14613	-	-	PB163	324/326TC
23.0	1.1	100047	76.72	108156	17985	14613	-	-	PB163	324/326TC

50 HP

Output speed [rpm]	Service factor sf	Output torque [in-lbs]	Exact ratio i	Max. torque [in-lbs]	OHL		Gearmotor		Gear Reducer	
					Output shaft [lbs]	Hollow bore [lbs]	Reducer	Motor	Reducer	NEMA C-input
161.0	1.4	17434	10.84	24959	4257	4257	-	-	PB143	324/326TC
147.0	1.4	19088	11.87	25791	4286	4286	-	-	PB143	324/326TC
121.0	1.1	23298	14.49	25791	4316	4316	-	-	PB143	324/326TC
167.0	2.2	16875	10.49	37439	7509	7509	-	-	PB153	324/326TC
138.0	1.8	20333	12.64	37439	7902	7902	-	-	PB153	324/326TC
125.0	1.8	22534	14.01	41599	8122	8122	-	-	PB153	324/326TC
114.0	1.7	24769	15.40	41599	8326	8326	-	-	PB153	324/326TC
94.0	1.7	29844	18.56	49918	8730	8730	-	-	PB153	324/326TC
85.0	1.6	33074	20.56	54078	8952	8952	-	-	PB153	324/326TC
73.0	1.5	38373	23.86	55742	9272	9272	-	-	PB153	324/326TC
69.0	1.4	40510	25.19	56574	9387	9387	-	-	PB153	324/326TC
62.0	1.5	45406	28.23	66558	9627	9627	-	-	PB153	324/326TC
58.0	1.4	48812	30.35	66558	9777	9777	-	-	PB153	324/326TC
52.0	1.2	54094	33.63	66558	9984	9984	-	-	PB153	324/326TC
50.0	1.2	56321	35.02	66558	10063	10063	-	-	PB153	324/326TC
45.0	1.1	62417	38.81	66558	10260	10260	-	-	PB153	324/326TC
197.0	4.0	14301	8.89	56574	11414	11414	-	-	PB163	324/326TC
165.0	3.9	17009	10.58	65726	12011	12011	-	-	PB163	324/326TC
147.0	3.4	19091	11.87	64062	12420	12420	-	-	PB163	324/326TC
137.0	3.6	20602	12.81	73213	12694	12694	-	-	PB163	324/326TC
124.0	3.5	22652	14.08	79869	13040	13040	-	-	PB163	324/326TC
113.0	3.3	24965	15.52	83197	13400	13400	-	-	PB163	324/326TC
107.0	3.1	26355	16.39	82365	13603	13603	-	-	PB163	324/326TC
97.0	3.0	28977	18.02	86525	13961	13961	-	-	PB163	324/326TC
88.0	2.8	32098	19.96	89021	14351	14351	-	-	PB163	324/326TC
80.0	2.5	35294	21.94	86525	14716	14613	-	-	PB163	324/326TC
72.0	2.2	38879	24.17	87357	15091	14613	-	-	PB163	324/326TC
66.0	2.2	42748	26.58	92349	15460	14613	-	-	PB163	324/326TC
61.0	1.8	46321	28.80	84861	15772	14613	-	-	PB163	324/326TC
57.0	1.9	49736	30.92	95677	16048	14613	-	-	PB163	324/326TC
51.0	1.8	55092	34.25	99004	16443	14613	-	-	PB163	324/326TC
46.0	1.7	60574	37.66	102332	16807	14613	-	-	PB163	324/326TC
43.0	1.6	65384	40.65	105660	17096	14613	-	-	PB163	324/326TC
39.0	1.4	72523	45.09	99836	17482	14613	-	-	PB163	324/326TC
34.0	1.3	82028	51.00	108156	17928	14613	-	-	PB163	324/326TC
33.0	1.3	86256	53.63	108156	17985	14613	-	-	PB163	324/326TC
30.0	1.1	94838	58.97	108156	17985	14613	-	-	PB163	324/326TC

60 HP

Output speed [rpm]	Service factor sf	Output torque [in-lbs]	Exact ratio i	Max. torque [in-lbs]	OHL		Gearmotor		Gear Reducer	
					Output shaft [lbs]	Hollow bore [lbs]	Reducer	Motor	Reducer	NEMA C-input
167.0	1.8	20524	10.49	37439	7374	7374	-	-	PB153	364/365TC
138.0	1.5	24730	12.64	37439	7739	7739	-	-	PB153	364/365TC
125.0	1.5	27406	14.01	41599	7941	7941	-	-	PB153	364/365TC
114.0	1.4	30124	15.40	41599	8126	8126	-	-	PB153	364/365TC
94.0	1.4	36297	18.56	49918	8489	8489	-	-	PB153	364/365TC
85.0	1.3	40225	20.56	54078	8686	8686	-	-	PB153	364/365TC
73.0	1.2	46670	23.86	55742	8963	8963	-	-	PB153	364/365TC
69.0	1.1	49269	25.19	56574	9061	9061	-	-	PB153	364/365TC
62.0	1.2	55223	28.23	66558	9262	9262	-	-	PB153	364/365TC
58.0	1.1	59366	30.35	66558	9383	9383	-	-	PB153	364/365TC
52.0	1.0	65790	33.63	66558	9548	9548	-	-	PB153	364/365TC
197.0	3.3	17394	8.89	56574	11277	11277	-	-	PB163	364/365TC
165.0	3.2	20687	10.58	65726	11848	11848	-	-	PB163	364/365TC
147.0	2.8	23219	11.87	64062	12236	12236	-	-	PB163	364/365TC
137.0	2.9	25056	12.81	73213	12496	12496	-	-	PB163	364/365TC
124.0	2.9	27549	14.08	79869	12823	12823	-	-	PB163	364/365TC
113.0	2.7	30363	15.52	83197	13160	13160	-	-	PB163	364/365TC
107.0	2.6	32053	16.39	82365	13350	13350	-	-	PB163	364/365TC
97.0	2.5	35242	18.02	86525	13683	13683	-	-	PB163	364/365TC
88.0	2.3	39038	19.96	89021	14043	14043	-	-	PB163	364/365TC
80.0	2.0	42925	21.94	86525	14378	14378	-	-	PB163	364/365TC
72.0	1.8	47285	24.17	87357	14718	14613	-	-	PB163	364/365TC
66.0	1.8	51990	26.58	92349	15049	14613	-	-	PB163	364/365TC
61.0	1.5	56337	28.80	84861	15327	14613	-	-	PB163	364/365TC
57.0	1.6	60490	30.92	95677	15571	14613	-	-	PB163	364/365TC
51.0	1.5	67004	34.25	99004	15915	14613	-	-	PB163	364/365TC
46.0	1.4	73671	37.66	102332	16226	14613	-	-	PB163	364/365TC
43.0	1.3	79521	40.65	105660	16469	14613	-	-	PB163	364/365TC
39.0	1.1	88204	45.09	99836	16786	14613	-	-	PB163	364/365TC
34.0	1.1	99763	51.00	108156	17141	14613	-	-	PB163	364/365TC
33.0	1.0	104906	53.63	108156	17277	14613	-	-	PB163	364/365TC

75 HP

Output speed [rpm]	Service factor sf	Output torque [in-lbs]	Exact ratio i	Max. torque [in-lbs]	OHL		Gearmotor		Gear Reducer	
					Output shaft [lbs]	Hollow bore [lbs]	Reducer	Motor	Reducer	NEMA C-input
167.0	1.5	25085	10.49	37439	7204	7204	-	-	PB153	364/365TC
138.0	1.2	30225	12.64	37439	7534	7534	-	-	PB153	364/365TC
125.0	1.2	33496	14.01	41599	7714	7714	-	-	PB153	364/365TC

75 HP

Output speed [rpm]	Service factor sf	Output torque [in-lbs]	Exact ratio i	Max. torque [in-lbs]	OHL		Gearmotor		Gear Reducer	
					Output shaft [lbs]	Hollow bore [lbs]	Reducer	Motor	Reducer	NEMA C-input
114.0	1.1	36818	15.40	41599	7877	7877	-	-	PB153	364/365TC
94.0	1.1	44363	18.56	49918	8189	8189	-	-	PB153	364/365TC
85.0	1.1	49164	20.56	54078	8353	8353	-	-	PB153	364/365TC
197.0	2.7	21259	8.89	56574	11106	11106	-	-	PB163	364/365TC
165.0	2.6	25284	10.58	65726	11644	11644	-	-	PB163	364/365TC
147.0	2.3	28378	11.87	64062	12008	12008	-	-	PB163	364/365TC
137.0	2.4	30624	12.81	73213	12249	12249	-	-	PB163	364/365TC
124.0	2.4	33671	14.08	79869	12551	12551	-	-	PB163	364/365TC
113.0	2.2	37110	15.52	83197	12861	12861	-	-	PB163	364/365TC
107.0	2.1	39176	16.39	82365	13034	13034	-	-	PB163	364/365TC
97.0	2.0	43074	18.02	86525	13335	13335	-	-	PB163	364/365TC
88.0	1.9	47713	19.96	89021	13658	13658	-	-	PB163	364/365TC
80.0	1.6	52464	21.94	86525	13954	13954	-	-	PB163	364/365TC
72.0	1.5	57793	24.17	87357	14252	14252	-	-	PB163	364/365TC
66.0	1.5	63544	26.58	92349	14537	14537	-	-	PB163	364/365TC
61.0	1.2	68856	28.80	84861	14772	14613	-	-	PB163	364/365TC
57.0	1.3	73932	30.92	95677	14974	14613	-	-	PB163	364/365TC
51.0	1.2	81894	34.25	99004	15254	14613	-	-	PB163	364/365TC
46.0	1.1	90043	37.66	102332	15499	14613	-	-	PB163	364/365TC
43.0	1.1	97193	40.65	105660	15685	14613	-	-	PB163	364/365TC

5.2 IB/IBA GEAR REDUCER - fs=1, 1750 rpm

Maximum torque [in-lbs]	Output speed [rpm]	Exact ratio i	Maximum Power [HP]	OHL			Gear Reducer	
				Output shaft [lbs]	Hollow bore [lbs]	Input shaft [lbs]	Motorized Input	Shaft Input
2413	306.0	5.71	13	1455	416	82	PB063	IB063
2829	254.0	6.88	12.7	1518	434	87	PB063	IB063
2912	239.0	7.32	12.3	1547	442	93	PB063	IB063
3827	191.0	9.16	12.9	1588	454	84	PB063	IB063
4326	171.0	10.26	13	1607	459	83	PB063	IB063
4493	159.0	11.03	12.6	1639	468	89	PB063	IB063
4825	142.0	12.35	12	1684	481	96	PB063	IB063
4909	133.0	13.15	11.5	1723	492	104	PB063	IB063
4909	115.0	15.18	10	1837	525	126	PB063	IB063
4992	103.0	17.00	9.1	1917	548	139	PB063	IB063
4992	78.0	22.39	6.9	2159	617	170	PB063	IB063
4992	67.0	26.09	5.9	2301	657	184	PB063	IB063
4992	62.0	28.03	5.5	2376	679	190	PB063	IB063
4992	52.0	33.43	4.6	2554	730	202	PB063	IB063
4992	45.0	38.58	4	2698	774	211	PB063	IB063
4992	40.0	43.22	3.6	2698	811	217	PB063	IB063
4992	34.0	50.81	3	2698	866	225	PB063	IB063
4992	31.0	56.93	2.7	2698	898	229	PB063	IB063
4992	25.0	69.16	2.2	2698	977	236	PB063	IB063
4992	23.0	77.48	2	2698	1009	239	PB063	IB063
4992	19.0	90.33	1.7	2698	1086	243	PB063	IB063
4992	17.0	101.20	1.5	2698	1133	246	PB063	IB063
4992	16.0	111.74	1.4	2698	1160	248	PB063	IB063
4992	14.0	124.20	1.2	2698	1220	250	PB063	IB063
4992	13.0	139.15	1.1	2698	1255	252	PB063	IB063
4992	11.0	157.42	1	2698	1336	254	PB063	IB063
4160	224.0	7.81	16.4	2483	709	397	PB083	IB083
4992	203.0	8.62	17.9	2494	713	372	PB083	IB083
5408	167.0	10.49	15.9	2654	758	406	PB083	IB083
6240	151.0	11.59	16.6	2678	765	394	PB083	IB083
6739	121.0	14.43	14.4	2881	823	431	PB083	IB083
7072	105.0	16.60	13.1	3020	863	452	PB083	IB083
7072	96.0	18.32	11.9	3133	895	473	PB083	IB083
7072	77.0	22.82	9.6	3428	979	513	PB083	IB083
7072	66.0	26.71	8.2	3647	1042	536	PB083	IB083
7072	59.0	29.50	7.4	3813	1089	549	PB083	IB083
7072	55.0	31.80	6.9	3921	1120	558	PB083	IB083
7072	51.0	34.49	6.3	4039	1154	562	PB083	IB083
7072	44.0	39.60	5.5	4047	1223	562	PB083	IB083
7072	41.0	42.95	5.1	4047	1257	562	PB083	IB083

Maximum torque [in-lbs]	Output speed [rpm]	Exact ratio i	Maximum Power [HP]	OHL			Gear Reducer	
				Output shaft [lbs]	Hollow bore [lbs]	Input shaft [lbs]	Motorized Input	Shaft Input
7072	39.0	45.44	4.8	4047	1281	562	PB083	IB083
7072	34.0	51.19	4.3	4047	1351	562	PB083	IB083
7072	32.0	55.52	3.9	4047	1383	562	PB083	IB083
7072	29.0	59.96	3.6	4047	1436	562	PB083	IB083
7072	27.0	63.74	3.4	4047	1476	562	PB083	IB083
7072	25.0	69.14	3.2	4047	1519	562	PB083	IB083
7072	24.0	73.14	3	4047	1543	562	PB083	IB083
7072	22.0	80.76	2.7	4047	1595	562	PB083	IB083
7072	19.0	92.19	2.4	4047	1685	562	PB083	IB083
7072	17.0	100.57	2.2	4047	1756	562	PB083	IB083
7072	17.0	105.29	2.1	4047	1756	562	PB083	IB083
7072	15.0	116.25	1.9	4047	1840	562	PB083	IB083
7072	14.0	126.76	1.7	4047	1888	562	PB083	IB083
7072	12.0	144.77	1.5	4047	1998	562	PB083	IB083
6656	215.0	8.13	25.3	3082	881	268	PB103	IB103
7488	195.0	8.97	25.8	3140	897	260	PB103	IB103
8320	160.0	10.92	23.5	3330	951	296	PB103	IB103
8320	145.0	12.05	21.3	3462	989	331	PB103	IB103
9984	117.0	14.99	20.6	3642	1041	343	PB103	IB103
11648	101.0	17.27	20.8	3740	1069	339	PB103	IB103
11648	92.0	19.06	18.9	3885	1110	370	PB103	IB103
11648	74.0	23.70	15.2	4241	1212	429	PB103	IB103
12480	66.0	26.51	14.5	4379	1251	439	PB103	IB103
13312	57.0	30.55	13.4	4583	1309	456	PB103	IB103
14143	53.0	33.07	13.2	4658	1331	460	PB103	IB103
14143	49.0	35.87	12.2	4809	1374	477	PB103	IB103
14143	43.0	41.12	10.6	4946	1448	501	PB103	IB103
14143	39.0	44.61	9.8	4946	1506	514	PB103	IB103
14143	37.0	47.28	9.2	4946	1538	523	PB103	IB103
14143	35.0	50.24	8.7	4946	1572	532	PB103	IB103
14143	33.0	53.02	8.2	4946	1609	539	PB103	IB103
14143	30.0	58.50	7.5	4946	1671	551	PB103	IB103
14143	27.0	64.89	6.7	4946	1741	563	PB103	IB103
14143	26.0	68.58	6.4	4946	1767	569	PB103	IB103
14143	24.0	72.76	6	4946	1822	575	PB103	IB103
14143	22.0	78.92	5.5	4946	1885	582	PB103	IB103
14975	21.0	83.66	5.5	4946	1901	582	PB103	IB103
14975	19.0	92.31	5	4946	1977	590	PB103	IB103
14975	17.0	105.44	4.4	4946	2063	600	PB103	IB103
14975	15.0	114.80	4	4946	2164	606	PB103	IB103

Maximum torque [in-lbs]	Output speed [rpm]	Exact ratio i	Maximum Power [HP]	OHL			Gear Reducer	
				Output shaft [lbs]	Hollow bore [lbs]	Input shaft [lbs]	Motorized Input	Shaft Input
14975	15.0	120.42	3.8	4946	2164	609	PB103	IB103
14975	13.0	132.87	3.5	4946	2285	615	PB103	IB103
14975	12.0	144.69	3.2	4946	2355	619	PB103	IB103
14975	11.0	165.25	2.8	4946	2434	626	PB103	IB103
12480	220.0	7.97	48.3	3559	1017	595	PB123	IB123
14975	182.0	9.62	48	3595	1027	597	PB123	IB123
16639	169.0	10.33	49.7	3534	1010	587	PB123	IB123
16639	140.0	12.48	41.1	3889	1111	640	PB123	IB123
17471	126.0	13.84	38.9	4000	1143	654	PB123	IB123
17471	114.0	15.38	35	4205	1201	679	PB123	IB123
18303	94.0	18.58	30.4	4523	1292	708	PB123	IB123
20799	85.0	20.61	31.1	4458	1274	703	PB123	IB123
23295	77.0	22.78	31.5	4398	1256	701	PB123	IB123
23295	68.0	25.89	27.8	4699	1343	725	PB123	IB123
23295	64.0	27.51	26.1	4850	1386	735	PB123	IB123
23295	57.0	30.79	23.3	5148	1471	753	PB123	IB123
23295	56.0	31.26	23	5195	1484	755	PB123	IB123
23295	50.0	34.68	20.7	5500	1571	769	PB123	IB123
23295	43.0	40.53	17.7	5923	1692	788	PB123	IB123
24959	39.0	44.89	17.2	6015	1719	791	PB123	IB123
26623	35.0	49.80	16.5	6149	1757	796	PB123	IB123
26623	32.0	54.30	15.1	6429	1837	804	PB123	IB123
26623	29.0	59.36	13.8	6744	1928	812	PB123	IB123
27455	28.0	62.59	13.5	6744	1933	814	PB123	IB123
27455	25.0	69.43	12.2	6744	2043	823	PB123	IB123
29119	24.0	74.42	12.1	6744	2028	823	PB123	IB123
29119	22.0	80.04	11.2	6744	2116	829	PB123	IB123
29119	19.0	89.87	10	6744	2271	837	PB123	IB123
29119	18.0	99.70	9	6744	2330	843	PB123	IB123
29119	16.0	106.65	8.4	6744	2462	846	PB123	IB123
29119	15.0	119.60	7.5	6744	2537	852	PB123	IB123
29119	13.0	129.96	6.9	6744	2708	856	PB123	IB123
29119	12.0	144.43	6.2	6744	2808	860	PB123	IB123
29119	11.0	160.23	5.6	6744	2919	864	PB123	IB123
29119	9.7	180.40	5	6744	3085	868	PB123	IB123
24959	161.0	10.84	71	3577	3577	540	PB143	IB143
25791	147.0	11.87	67	3681	3681	560	PB143	IB143
25791	121.0	14.49	54.9	4085	4085	621	PB143	IB143
26623	103.0	17.04	48.2	4365	4365	656	PB143	IB143
29951	94.0	18.66	49.5	4271	4271	649	PB143	IB143

5.2 IB/IBA GEAR REDUCER - fs=1, 1750 rpm

Maximum torque [in-lbs]	Output speed [rpm]	Exact ratio i	Maximum Power [HP]	OHL			Gear Reducer	
				Output shaft [lbs]	Hollow bore [lbs]	Input shaft [lbs]	Motorized Input	Shaft Input
33279	83.0	21.00	48.9	4265	4265	652	PB143	IB143
36607	77.0	22.77	49.6	4146	4146	649	PB143	IB143
38271	68.0	25.63	46.1	4311	4311	666	PB143	IB143
38271	64.0	27.44	43	4470	4470	682	PB143	IB143
39103	58.0	30.05	40.1	4660	4660	696	PB143	IB143
39103	53.0	33.01	36.5	4911	4911	715	PB143	IB143
39935	48.0	36.67	33.6	5119	5119	730	PB143	IB143
39935	43.0	40.29	30.6	5447	5447	745	PB143	IB143
39935	40.0	44.16	27.9	5668	5668	758	PB143	IB143
41599	36.0	48.35	26.5	5849	5849	765	PB143	IB143
41599	33.0	53.16	24.1	6133	6133	777	PB143	IB143
41599	32.0	54.63	23.5	6235	6235	781	PB143	IB143
41599	30.0	59.02	21.7	6454	6454	790	PB143	IB143
41599	27.0	64.88	19.8	6820	6820	800	PB143	IB143
41599	25.0	70.43	18.2	7096	7096	807	PB143	IB143
41599	23.0	77.12	16.6	7402	7402	815	PB143	IB143
41599	20.0	85.54	15	7936	7936	824	PB143	IB143
41599	19.0	94.13	13.6	8138	8138	831	PB143	IB143
41599	17.0	105.83	12.1	8589	8589	838	PB143	IB143
41599	16.0	111.94	11.5	8842	8842	842	PB143	IB143
41599	14.0	124.62	10.3	8990	8990	848	PB143	IB143
41599	13.0	136.44	9.4	8990	8990	852	PB143	IB143
41599	12.0	149.59	8.6	8990	8990	856	PB143	IB143
41599	11.0	166.53	7.7	8990	8990	861	PB143	IB143
41599	9.3	187.24	6.9	8990	8990	865	PB143	IB143
37439	167.0	10.49	110.1	6740	6740	1619	PB153	IB153
37439	138.0	12.64	91.4	7274	7274	1721	PB153	IB153
41599	125.0	14.01	91.6	7410	7410	1720	PB153	IB153
41599	114.0	15.40	83.3	7689	7689	1765	PB153	IB153
49918	94.0	18.56	83	7993	7993	1767	PB153	IB153
54078	85.0	20.56	81.1	8174	8174	1777	PB153	IB153
55742	73.0	23.86	72.1	8642	8642	1827	PB153	IB153
56574	69.0	25.19	69.3	8814	8814	1842	PB153	IB153
66558	62.0	28.23	72.7	8839	8839	1823	PB153	IB153
66558	58.0	30.35	67.7	9093	9093	1851	PB153	IB153
66558	52.0	33.63	61	9522	9522	1887	PB153	IB153
66558	50.0	35.02	58.6	9680	9680	1900	PB153	IB153
66558	45.0	38.81	52.9	10115	10115	1931	PB153	IB153
66558	41.0	42.30	48.5	10512	10512	1955	PB153	IB153
66558	37.0	47.53	43.2	10964	10964	1984	PB153	IB153

5.2 IB/IBA GEAR REDUCER - fs=1, 1750 rpm

Maximum torque [in-lbs]	Output speed [rpm]	Exact ratio i	Maximum Power [HP]	OHL			Gear Reducer	
				Output shaft [lbs]	Hollow bore [lbs]	Input shaft [lbs]	Motorized Input	Shaft Input
66558	35.0	50.56	40.6	11215	11215	1998	PB153	IB153
66558	32.0	54.64	37.6	11630	11630	2015	PB153	IB153
66558	31.0	57.27	35.9	11781	11781	2024	PB153	IB153
66558	29.0	60.92	33.7	12101	12101	2036	PB153	IB153
66558	28.0	63.47	32.3	12273	12273	2043	PB153	IB153
66558	25.0	71.15	28.9	12841	12841	2062	PB153	IB153
66558	23.0	77.22	26.6	13272	13272	2075	PB153	IB153
66558	21.0	83.89	24.5	13757	13757	2086	PB153	IB153
66558	20.0	87.65	23.4	14024	14024	2092	PB153	IB153
66558	19.0	93.05	22.1	14308	14308	2100	PB153	IB153
66558	17.0	103.12	19.9	14613	14613	2111	PB153	IB153
66558	14.0	123.88	16.6	14613	14613	2130	PB153	IB153
66558	13.0	134.27	15.3	14613	14613	2137	PB153	IB153
66558	12.0	149.26	13.8	14613	14613	2145	PB153	IB153
66558	11.0	165.42	12.4	14613	14613	2152	PB153	IB153
56574	197.0	8.89	196.3	9535	9535	1634	PB163	IB163
65726	165.0	10.58	191.7	9862	9862	1650	PB163	IB163
64062	147.0	11.87	166.5	10437	10437	1738	PB163	IB163
73213	137.0	12.81	176.3	10346	10346	1704	PB163	IB163
79869	124.0	14.08	175	10510	10510	1708	PB163	IB163
83197	113.0	15.52	165.4	10805	10805	1742	PB163	IB163
82365	107.0	16.39	155.1	11108	11108	1778	PB163	IB163
86525	97.0	18.02	148.2	11414	11414	1802	PB163	IB163
89021	88.0	19.96	137.6	11806	11806	1839	PB163	IB163
86525	80.0	21.94	121.6	12426	12426	1895	PB163	IB163
87357	72.0	24.17	111.5	12970	12970	1930	PB163	IB163
92349	66.0	26.58	107.2	13245	13245	1945	PB163	IB163
84861	61.0	28.80	90.9	14038	14038	2002	PB163	IB163
95677	57.0	30.92	95.4	13965	13965	1986	PB163	IB163
99004	51.0	34.25	89.2	14506	14506	2008	PB163	IB163
102332	46.0	37.66	83.8	15019	14613	2027	PB163	IB163
105660	43.0	40.65	80.2	15316	14613	2039	PB163	IB163
99836	39.0	45.09	68.3	16237	14613	2081	PB163	IB163
108156	34.0	51.00	65.4	16835	14613	2091	PB163	IB163
108156	33.0	53.63	62.2	17051	14613	2102	PB163	IB163
108156	30.0	58.97	56.6	17756	14613	2122	PB163	IB163
108156	25.0	69.78	47.8	17985	14613	2153	PB163	IB163
108156	23.0	76.72	43.5	17985	14613	2168	PB163	IB163
108156	20.0	87.54	38.1	17985	14613	2186	PB163	IB163
108156	18.0	96.25	34.7	17985	14613	2198	PB163	IB163

5.2 IB/IBA GEAR REDUCER - fs=1, 1750 rpm

Maximum torque [in-lbs]	Output speed [rpm]	Exact ratio i	Maximum Power [HP]	OHL			Gear Reducer	
				Output shaft [lbs]	Hollow bore [lbs]	Input shaft [lbs]	Motorized Input	Shaft Input
108156	17.0	103.93	32.1	17985	14613	2207	PB163	IB163
108156	15.0	114.27	29.2	17985	14613	2218	PB163	IB163
108156	14.0	126.29	26.4	17985	14613	2227	PB163	IB163
108156	13.0	138.85	24	17985	14613	2236	PB163	IB163
108156	11.0	154.83	21.5	17985	14613	2244	PB163	IB163
749	230.0	7.62	2.9	-	378	84	BA42	IBA42
749	165.0	10.62	2.1	-	423	80	BA42	IBA42
749	135.0	12.95	1.7	-	452	91	BA42	IBA42
749	121.0	14.46	1.5	-	469	100	BA42	IBA42
998	106.0	16.47	1.8	-	490	130	BA42	IBA42
998	76.0	22.97	1.3	-	547	80	BA42	IBA42
998	63.0	28.00	1	-	583	91	BA42	IBA42
998	56.0	31.27	0.9	-	606	100	BA42	IBA42
998	52.0	33.78	0.9	-	621	103	BA42	IBA42
998	37.0	47.12	0.6	-	696	80	BA42	IBA42
998	30.0	57.43	0.5	-	746	91	BA42	IBA42
915	27.0	64.13	0.4	-	773	91	BA42	IBA42
915	22.0	78.17	0.3	-	828	91	BA42	IBA42
1331	221.0	7.91	4.9	-	411	84	BA52	IBA52
1331	185.0	9.46	4.1	-	436	93	BA52	IBA52
1331	151.0	11.57	3.4	-	467	91	BA52	IBA52
1331	120.0	14.63	2.7	-	504	88	BA52	IBA52
1664	102.0	17.11	2.8	-	532	119	BA52	IBA52
1664	86.0	20.46	2.4	-	563	93	BA52	IBA52
1664	70.0	25.03	1.9	-	603	91	BA52	IBA52
1664	55.0	31.63	1.5	-	653	88	BA52	IBA52
1664	50.0	35.10	1.4	-	674	100	BA52	IBA52
1664	42.0	41.97	1.2	-	715	93	BA52	IBA52
1830	34.0	51.34	1	-	767	100	BA52	IBA52
1664	27.0	64.87	0.7	-	828	80	BA52	IBA52
1664	22.0	79.07	0.6	-	887	91	BA52	IBA52
1830	24.0	73.70	0.8	-	861	106	BA53	IBA53
1830	19.0	93.33	0.6	-	899	106	BA53	IBA53
1830	16.0	111.61	0.5	-	899	106	BA53	IBA53
1830	13.0	136.53	0.4	-	899	106	BA53	IBA53
1830	10.0	172.53	0.3	-	899	106	BA53	IBA53
1830	8.9	197.11	0.3	-	899	106	BA53	IBA53
1830	7.0	249.08	0.2	-	899	106	BA53	IBA53
1830	6.5	271.16	0.2	-	899	106	BA53	IBA53
1830	5.1	342.65	0.2	-	899	106	BA53	IBA53

5.2 IB/IBA GEAR REDUCER - fs=1, 1750 rpm

Maximum torque [in-lbs]	Output speed [rpm]	Exact ratio i	Maximum Power [HP]	OHL			Gear Reducer	
				Output shaft [lbs]	Hollow bore [lbs]	Input shaft [lbs]	Motorized Input	Shaft Input
2912	209.0	8.36	10.2	1061	530	149	BA72	IBA72
2912	174.0	10.06	8.5	1127	564	154	BA72	IBA72
2912	141.0	12.44	6.8	1209	605	150	BA72	IBA72
3494	117.0	14.91	6.9	1287	643	186	BA72	IBA72
3494	98.0	17.94	5.7	1365	683	154	BA72	IBA72
3494	79.0	22.19	4.6	1467	733	150	BA72	IBA72
3494	64.0	27.45	3.7	1574	787	150	BA72	IBA72
3494	53.0	33.04	3.1	1676	838	154	BA72	IBA72
3328	43.0	40.87	2.4	1797	898	143	BA72	IBA72
2912	38.0	45.64	1.9	1872	936	145	BA72	IBA72
2912	32.0	54.94	1.5	1983	991	154	BA72	IBA72
2912	26.0	67.96	1.3	2125	1062	150	BA72	IBA72
3744	40.0	43.89	2.6	1840	920	74	BA73	IBA73
3744	33.0	52.83	2.2	1962	981	92	BA73	IBA73
3744	27.0	65.35	1.8	2098	1049	90	BA73	IBA73
3744	22.0	80.83	1.4	2246	1123	90	BA73	IBA73
3744	18.0	97.29	1.2	2248	1201	92	BA73	IBA73
3744	15.0	120.34	1	2248	1236	90	BA73	IBA73
3744	12.0	149.73	0.8	2248	1236	89	BA73	IBA73
3744	9.7	180.23	0.6	2248	1236	92	BA73	IBA73
3744	7.9	222.93	0.5	2248	1236	90	BA73	IBA73
3744	6.7	260.20	0.4	2248	1236	95	BA73	IBA73
3744	5.4	321.85	0.4	2248	1236	90	BA73	IBA73
3744	4.9	357.95	0.3	2248	1236	100	BA73	IBA73
3744	4.0	442.76	0.3	2248	1236	90	BA73	IBA73

Maximum torque [in-lbs]	Output speed [rpm]	Exact ratio i	Maximum Power [HP]	OHL			Gear Reducer	
				Output shaft [lbs]	Hollow bore [lbs]	Input shaft [lbs]	Motorized Input	Shaft Input
2631	199.0	5.71	9.5	1697	485	66	PB063	IB063
3084	166.0	6.88	9.3	1770	506	71	PB063	IB063
3175	156.0	7.32	8.9	1804	515	77	PB063	IB063
4173	124.0	9.16	9.4	1862	532	68	PB063	IB063
4717	111.0	10.26	9.5	1887	539	66	PB063	IB063
4899	103.0	11.03	9.2	1928	551	73	PB063	IB063
5262	92.0	12.35	8.8	1982	566	81	PB063	IB063
5352	87.0	13.15	8.4	2020	577	89	PB063	IB063
5352	75.0	15.18	7.3	2154	615	113	PB063	IB063
5443	67.0	17.00	6.6	2249	643	127	PB063	IB063
5443	51.0	22.39	5	2523	721	161	PB063	IB063
5443	44.0	26.09	4.3	2682	766	176	PB063	IB063
5443	41.0	28.03	4	2698	789	183	PB063	IB063
5443	34.0	33.43	3.4	2698	851	196	PB063	IB063
5443	30.0	38.58	2.9	2698	895	206	PB063	IB063
5443	26.0	43.22	2.6	2698	947	212	PB063	IB063
5443	22.0	50.81	2.2	2698	1012	221	PB063	IB063
5443	20.0	56.93	2	2698	1050	226	PB063	IB063
5443	16.0	69.16	1.6	2698	1145	233	PB063	IB063
5443	15.0	77.48	1.4	2698	1174	237	PB063	IB063
5443	13.0	90.33	1.2	2698	1240	241	PB063	IB063
5443	11.0	101.20	1.1	2698	1321	244	PB063	IB063
5443	10.0	111.74	1	2698	1369	246	PB063	IB063
5443	9.2	124.20	0.9	2698	1413	249	PB063	IB063
5443	8.2	139.15	0.8	2698	1475	251	PB063	IB063
5443	7.2	157.42	0.7	2698	1548	253	PB063	IB063
4536	146.0	7.81	12	2890	826	371	PB083	IB083
5443	132.0	8.62	13	2912	832	345	PB083	IB083
5897	109.0	10.49	11.6	3094	884	381	PB083	IB083
6804	98.0	11.59	12.1	3134	896	368	PB083	IB083
7348	79.0	14.43	10.5	3364	961	409	PB083	IB083
7711	69.0	16.60	9.6	3517	1005	432	PB083	IB083
7711	62.0	18.32	8.7	3673	1049	455	PB083	IB083
7711	50.0	22.82	7	4005	1144	498	PB083	IB083
7711	43.0	26.71	6	4047	1215	524	PB083	IB083
7711	39.0	29.50	5.4	4047	1263	538	PB083	IB083
7711	36.0	31.80	5	4047	1303	548	PB083	IB083
7711	33.0	34.49	4.6	4047	1348	558	PB083	IB083
7711	29.0	39.60	4	4047	1417	562	PB083	IB083
7711	27.0	42.95	3.7	4047	1457	562	PB083	IB083

Maximum torque [in-lbs]	Output speed [rpm]	Exact ratio i	Maximum Power [HP]	OHL			Gear Reducer	
				Output shaft [lbs]	Hollow bore [lbs]	Input shaft [lbs]	Motorized Input	Shaft Input
7711	25.0	45.44	3.5	4047	1501	562	PB083	IB083
7711	22.0	51.19	3.1	4047	1576	562	PB083	IB083
7711	21.0	55.52	2.9	4047	1604	562	PB083	IB083
7711	19.0	59.96	2.7	4047	1666	562	PB083	IB083
7711	18.0	63.74	2.5	4047	1700	562	PB083	IB083
7711	16.0	69.14	2.3	4047	1778	562	PB083	IB083
7711	16.0	73.14	2.2	4047	1778	562	PB083	IB083
7711	14.0	80.76	2	4047	1869	562	PB083	IB083
7711	12.0	92.19	1.7	4047	1979	562	PB083	IB083
7711	11.0	100.57	1.6	4047	2044	562	PB083	IB083
7711	11.0	105.29	1.5	4047	2044	562	PB083	IB083
7711	9.8	116.25	1.4	4047	2133	562	PB083	IB083
7711	9.0	126.76	1.3	4047	2201	562	PB083	IB083
7711	7.9	144.77	1.1	4047	2309	562	PB083	IB083
7258	140.0	8.13	18.4	3587	1025	232	PB103	IB103
8165	127.0	8.97	18.8	3657	1045	223	PB103	IB103
9072	104.0	10.92	17.1	3883	1110	262	PB103	IB103
9072	95.0	12.05	15.5	4023	1149	300	PB103	IB103
10886	76.0	14.99	15	4252	1215	313	PB103	IB103
12701	66.0	17.27	15.2	4362	1246	309	PB103	IB103
12701	60.0	19.06	13.8	4533	1295	343	PB103	IB103
12701	48.0	23.70	11.1	4946	1416	407	PB103	IB103
13608	43.0	26.51	10.6	4946	1460	418	PB103	IB103
14515	37.0	30.55	9.8	4946	1530	437	PB103	IB103
15422	34.0	33.07	9.6	4946	1564	441	PB103	IB103
15422	32.0	35.87	8.9	4946	1602	459	PB103	IB103
15422	28.0	41.12	7.7	4946	1690	486	PB103	IB103
15422	26.0	44.61	7.1	4946	1740	500	PB103	IB103
15422	24.0	47.28	6.7	4946	1796	510	PB103	IB103
15422	23.0	50.24	6.3	4946	1826	519	PB103	IB103
15422	22.0	53.02	6	4946	1858	527	PB103	IB103
15422	19.0	58.50	5.4	4946	1967	541	PB103	IB103
15422	18.0	64.89	4.9	4946	2009	553	PB103	IB103
15422	17.0	68.58	4.6	4946	2054	560	PB103	IB103
15422	16.0	72.76	4.4	4946	2102	566	PB103	IB103
15422	14.0	78.92	4	4946	2213	574	PB103	IB103
16330	14.0	83.66	4	4946	2194	574	PB103	IB103
16330	12.0	92.31	3.7	4946	2327	583	PB103	IB103
16330	11.0	105.44	3.2	4946	2406	594	PB103	IB103
16330	9.9	114.80	2.9	4946	2504	600	PB103	IB103

5.3 IB/IBA GEAR REDUCER - fs=1, 1140 rpm

Maximum torque [in-lbs]	Output speed [rpm]	Exact ratio i	Maximum Power [HP]	OHL			Gear Reducer	
				Output shaft [lbs]	Hollow bore [lbs]	Input shaft [lbs]	Motorized Input	Shaft Input
16330	9.5	120.42	2.8	4946	2543	604	PB103	IB103
16330	8.6	132.87	2.5	4946	2641	610	PB103	IB103
16330	7.9	144.69	2.3	4946	2726	615	PB103	IB103
16330	6.9	165.25	2	4946	2868	622	PB103	IB103
13608	143.0	7.97	35.2	4202	1200	568	PB123	IB123
16330	119.0	9.62	35	4250	1214	570	PB123	IB123
18144	110.0	10.33	36.2	4201	1200	558	PB123	IB123
18144	91.0	12.48	30	4614	1318	617	PB123	IB123
19051	82.0	13.84	28.4	4746	1356	632	PB123	IB123
19051	74.0	15.38	25.6	4988	1425	659	PB123	IB123
19958	61.0	18.58	22.2	5362	1532	691	PB123	IB123
22680	55.0	20.61	22.7	5314	1518	686	PB123	IB123
25402	50.0	22.78	23	5254	1501	683	PB123	IB123
25402	44.0	25.89	20.2	5611	1603	709	PB123	IB123
25402	41.0	27.51	19.1	5816	1662	720	PB123	IB123
25402	37.0	30.79	17	6121	1749	739	PB123	IB123
25402	36.0	31.26	16.8	6205	1773	742	PB123	IB123
25402	33.0	34.68	15.1	6475	1850	757	PB123	IB123
25402	28.0	40.53	12.9	6744	2002	778	PB123	IB123
27216	25.0	44.89	12.5	6744	2051	782	PB123	IB123
29030	23.0	49.80	12	6744	2074	786	PB123	IB123
29030	21.0	54.30	11	6744	2167	796	PB123	IB123
29030	19.0	59.36	10.1	6744	2274	804	PB123	IB123
29938	18.0	62.59	9.9	6744	2302	807	PB123	IB123
29938	16.0	69.43	8.9	6744	2435	816	PB123	IB123
31752	15.0	74.42	8.8	6744	2449	817	PB123	IB123
31752	14.0	80.04	8.2	6744	2530	822	PB123	IB123
31752	13.0	89.87	7.3	6744	2620	831	PB123	IB123
31752	11.0	99.70	6.6	6744	2831	838	PB123	IB123
31752	11.0	106.65	6.1	6744	2831	842	PB123	IB123
31752	9.5	119.60	5.5	6744	3026	848	PB123	IB123
31752	8.8	129.96	5	6744	3131	852	PB123	IB123
31752	7.9	144.43	4.5	6744	3285	857	PB123	IB123
31752	7.1	160.23	4.1	6744	3442	861	PB123	IB123
31752	6.3	180.40	3.6	6744	3625	865	PB123	IB123
27216	105.0	10.84	51.8	4267	4267	507	PB143	IB143
28123	96.0	11.87	48.9	4389	4389	529	PB143	IB143
28123	79.0	14.49	40.1	4856	4856	596	PB143	IB143
29030	67.0	17.04	35.2	5192	5192	633	PB143	IB143
32659	61.0	18.66	36.1	5110	5110	626	PB143	IB143

5.3 IB/IBA GEAR REDUCER - fs=1, 1140 rpm

Maximum torque [in-lbs]	Output speed [rpm]	Exact ratio i	Maximum Power [HP]	OHL			Gear Reducer	
				Output shaft [lbs]	Hollow bore [lbs]	Input shaft [lbs]	Motorized Input	Shaft Input
36288	54.0	21.00	35.7	5115	5115	630	PB143	IB143
39917	50.0	22.77	36.2	5003	5003	626	PB143	IB143
41731	44.0	25.63	33.6	5214	5214	645	PB143	IB143
41731	42.0	27.44	31.4	5354	5354	662	PB143	IB143
42638	38.0	30.05	29.3	5582	5582	678	PB143	IB143
42638	35.0	33.01	26.7	5846	5846	698	PB143	IB143
43546	31.0	36.67	24.5	6165	6165	714	PB143	IB143
43546	28.0	40.29	22.3	6514	6514	731	PB143	IB143
43546	26.0	44.16	20.3	6777	6777	746	PB143	IB143
45360	24.0	48.35	19.4	6902	6902	753	PB143	IB143
45360	21.0	53.16	17.6	7404	7404	766	PB143	IB143
45360	21.0	54.63	17.1	7404	7404	770	PB143	IB143
45360	19.0	59.02	15.9	7796	7796	780	PB143	IB143
45360	18.0	64.88	14.4	8013	8013	790	PB143	IB143
45360	16.0	70.43	13.3	8499	8499	799	PB143	IB143
45360	15.0	77.12	12.1	8774	8774	808	PB143	IB143
45360	13.0	85.54	10.9	8990	8990	817	PB143	IB143
45360	12.0	94.13	9.9	8990	8990	824	PB143	IB143
45360	11.0	105.83	8.8	8990	8990	833	PB143	IB143
45360	10.0	111.94	8.4	8990	8990	836	PB143	IB143
45360	9.1	124.62	7.5	8990	8990	843	PB143	IB143
45360	8.4	136.44	6.9	8990	8990	848	PB143	IB143
45360	7.6	149.59	6.3	8990	8990	852	PB143	IB143
45360	6.8	166.53	5.6	8990	8990	857	PB143	IB143
45360	6.1	187.24	5	8990	8990	862	PB143	IB143
40824	109.0	10.49	80.3	7857	7857	1565	PB153	IB153
40824	90.0	12.64	66.6	8475	8475	1676	PB153	IB153
45360	81.0	14.01	66.8	8664	8664	1675	PB153	IB153
45360	74.0	15.40	60.8	8980	8980	1724	PB153	IB153
54432	61.0	18.56	60.5	9352	9352	1726	PB153	IB153
58968	55.0	20.56	59.2	9583	9583	1737	PB153	IB153
60782	48.0	23.86	52.6	10062	10062	1791	PB153	IB153
61690	45.0	25.19	50.5	10296	10296	1808	PB153	IB153
72576	40.0	28.23	53	10395	10395	1787	PB153	IB153
72576	38.0	30.35	49.3	10621	10621	1817	PB153	IB153
72576	34.0	33.63	44.5	11124	11124	1857	PB153	IB153
72576	33.0	35.02	42.8	11262	11262	1871	PB153	IB153
72576	29.0	38.81	38.6	11877	11877	1905	PB153	IB153
72576	27.0	42.30	35.4	12228	12228	1931	PB153	IB153
72576	24.0	47.53	31.5	12826	12826	1963	PB153	IB153

Maximum torque [in-lbs]	Output speed [rpm]	Exact ratio i	Maximum Power [HP]	OHL			Gear Reducer	
				Output shaft [lbs]	Hollow bore [lbs]	Input shaft [lbs]	Motorized Input	Shaft Input
72576	23.0	50.56	29.6	13048	13048	1978	PB153	IB153
72576	21.0	54.64	27.4	13533	13533	1996	PB153	IB153
72576	20.0	57.27	26.1	13799	13799	2007	PB153	IB153
72576	19.0	60.92	24.6	14084	14084	2019	PB153	IB153
72576	18.0	63.47	23.6	14389	14389	2027	PB153	IB153
72576	16.0	71.15	21	14613	14613	2048	PB153	IB153
72576	15.0	77.22	19.4	14613	14613	2062	PB153	IB153
72576	14.0	83.89	17.9	14613	14613	2074	PB153	IB153
72576	13.0	87.65	17.1	14613	14613	2081	PB153	IB153
72576	12.0	93.05	16.1	14613	14613	2089	PB153	IB153
72576	11.0	103.12	14.5	14613	14613	2101	PB153	IB153
72576	9.2	123.88	12.1	14613	14613	2121	PB153	IB153
72576	8.5	134.27	11.2	14613	14613	2129	PB153	IB153
72576	7.6	149.26	10	14613	14613	2138	PB153	IB153
72576	6.9	165.42	9.1	14613	14613	2146	PB153	IB153
61690	128.0	8.89	143.2	11169	11169	1572	PB163	IB163
71669	108.0	10.58	139.8	11537	11537	1589	PB163	IB163
69855	96.0	11.87	121.4	12207	12207	1685	PB163	IB163
79834	89.0	12.81	128.6	12155	12155	1648	PB163	IB163
87091	81.0	14.08	127.6	12334	12334	1653	PB163	IB163
90720	73.0	15.52	120.6	12744	12744	1690	PB163	IB163
89813	70.0	16.39	113.1	13020	13020	1729	PB163	IB163
94349	63.0	18.02	108.1	13427	13427	1755	PB163	IB163
97071	57.0	19.96	100.4	13904	13904	1795	PB163	IB163
94349	52.0	21.94	88.7	14590	14590	1856	PB163	IB163
95256	47.0	24.17	81.3	15194	14613	1895	PB163	IB163
100699	43.0	26.58	78.2	15537	14613	1911	PB163	IB163
92535	40.0	28.80	66.3	16387	14613	1973	PB163	IB163
104328	37.0	30.92	69.6	16403	14613	1956	PB163	IB163
107957	33.0	34.25	65	17060	14613	1980	PB163	IB163
111586	30.0	37.66	61.1	17604	14613	2000	PB163	IB163
115215	28.0	40.65	58.5	17968	14613	2014	PB163	IB163
108864	25.0	45.09	49.8	17985	14613	2059	PB163	IB163
117936	22.0	51.00	47.7	17985	14613	2070	PB163	IB163
117936	21.0	53.63	45.4	17985	14613	2083	PB163	IB163
117936	19.0	58.97	41.3	17985	14613	2104	PB163	IB163
117936	16.0	69.78	34.9	17985	14613	2137	PB163	IB163
117936	15.0	76.72	31.7	17985	14613	2154	PB163	IB163
117936	13.0	87.54	27.8	17985	14613	2174	PB163	IB163
117936	12.0	96.25	25.3	17985	14613	2187	PB163	IB163

5.3 IB/IBA GEAR REDUCER - fs=1, 1140 rpm

Maximum torque [in-lbs]	Output speed [rpm]	Exact ratio i	Maximum Power [HP]	OHL			Gear Reducer	
				Output shaft [lbs]	Hollow bore [lbs]	Input shaft [lbs]	Motorized Input	Shaft Input
117936	11.0	103.93	23.4	17985	14613	2197	PB163	IB163
117936	10.0	114.27	21.3	17985	14613	2208	PB163	IB163
117936	9.0	126.29	19.3	17985	14613	2219	PB163	IB163
117936	8.2	138.85	17.5	17985	14613	2228	PB163	IB163
117936	7.4	154.83	15.7	17985	14613	2237	PB163	IB163
816	150.0	7.62	2.1	-	436	84	BA42	IBA42
816	107.0	10.62	1.5	-	488	80	BA42	IBA42
816	88.0	12.95	1.2	-	521	91	BA42	IBA42
816	79.0	14.46	1.1	-	540	100	BA42	IBA42
1089	69.0	16.47	1.3	-	565	130	BA42	IBA42
1089	50.0	22.97	0.9	-	629	80	BA42	IBA42
1089	41.0	28.00	0.8	-	673	91	BA42	IBA42
1089	36.0	31.27	0.7	-	702	100	BA42	IBA42
1089	34.0	33.78	0.6	-	716	103	BA42	IBA42
1089	24.0	47.12	0.5	-	804	80	BA42	IBA42
1089	20.0	57.43	0.4	-	854	91	BA42	IBA42
998	18.0	64.13	0.3	-	885	91	BA42	IBA42
998	15.0	78.17	0.2	-	899	91	BA42	IBA42
1452	144.0	7.91	3.6	-	474	84	BA52	IBA52
1452	120.0	9.46	3	-	504	93	BA52	IBA52
1452	98.0	11.57	2.5	-	539	91	BA52	IBA52
1452	78.0	14.63	1.9	-	582	88	BA52	IBA52
1814	67.0	17.11	2.1	-	612	119	BA52	IBA52
1814	56.0	20.46	1.7	-	649	93	BA52	IBA52
1814	46.0	25.03	1.4	-	693	91	BA52	IBA52
1814	36.0	31.63	1.1	-	752	88	BA52	IBA52
1814	32.0	35.10	1	-	783	100	BA52	IBA52
1814	27.0	41.97	0.8	-	828	93	BA52	IBA52
1996	22.0	51.34	0.8	-	887	100	BA52	IBA52
1814	18.0	64.87	0.5	-	899	80	BA52	IBA52
1814	14.0	79.07	0.4	-	899	91	BA52	IBA52
1996	15.0	73.70	0.6	-	899	106	BA53	IBA53
1996	12.0	93.33	0.4	-	899	106	BA53	IBA53
1996	10.0	111.61	0.4	-	899	106	BA53	IBA53
1996	8.3	136.53	0.3	-	899	106	BA53	IBA53
1996	6.6	172.53	0.2	-	899	106	BA53	IBA53
1996	5.8	197.11	0.2	-	899	106	BA53	IBA53
1996	4.6	249.08	0.2	-	899	106	BA53	IBA53
1996	4.2	271.16	0.2	-	899	106	BA53	IBA53
1996	3.3	342.65	0.1	-	899	106	BA53	IBA53

5.3 IB/IBA GEAR REDUCER - fs=1, 1140 rpm

Maximum torque [in-lbs]	Output speed [rpm]	Exact ratio i	Maximum Power [HP]	OHL			Gear Reducer	
				Output shaft [lbs]	Hollow bore [lbs]	Input shaft [lbs]	Motorized Input	Shaft Input
3175	136.0	8.36	7.4	1224	612	149	BA72	IBA72
3175	113.0	10.06	6.2	1302	651	154	BA72	IBA72
3175	92.0	12.44	5	1394	697	150	BA72	IBA72
3810	76.0	14.91	5	1486	743	186	BA72	IBA72
3810	64.0	17.94	4.2	1574	787	154	BA72	IBA72
3810	51.0	22.19	3.4	1697	849	150	BA72	IBA72
3810	42.0	27.45	2.7	1811	905	150	BA72	IBA72
3810	35.0	33.04	2.3	1924	962	154	BA72	IBA72
3629	28.0	40.87	1.7	2073	1036	143	BA72	IBA72
3175	25.0	45.64	1.4	2153	1076	145	BA72	IBA72
3175	21.0	54.94	1.1	2248	1141	154	BA72	IBA72
3175	17.0	67.96	0.9	2248	1224	150	BA72	IBA72
4082	26.0	43.89	1.9	2125	1062	74	BA73	IBA73
4082	22.0	52.83	1.6	2246	1123	92	BA73	IBA73
4082	17.0	65.35	1.3	2248	1224	90	BA73	IBA73
4082	14.0	80.83	1	2248	1236	90	BA73	IBA73
4082	12.0	97.29	0.9	2248	1236	92	BA73	IBA73
4082	9.5	120.34	0.7	2248	1236	90	BA73	IBA73
4082	7.6	149.73	0.6	2248	1236	89	BA73	IBA73
4082	6.3	180.23	0.5	2248	1236	92	BA73	IBA73
4082	5.1	222.93	0.4	2248	1236	90	BA73	IBA73
4082	4.4	260.20	0.3	2248	1236	95	BA73	IBA73
4082	3.5	321.85	0.3	2248	1236	90	BA73	IBA73
4082	3.2	357.95	0.2	2248	1236	100	BA73	IBA73
4082	2.6	442.76	0.2	2248	1236	90	BA73	IBA73

5.4 IB/IBA GEAR REDUCER - fs=1, 875 rpm

Maximum torque [in-lbs]	Output speed [rpm]	Exact ratio i	Maximum Power [HP]	OHL			Gear Reducer	
				Output shaft [lbs]	Hollow bore [lbs]	Input shaft [lbs]	Motorized Input	Shaft Input
2695	153.0	5.71	7.5	1873	535	61	PB063	IB063
3160	127.0	6.88	7.3	1959	560	66	PB063	IB063
3253	119.0	7.32	7	2000	571	73	PB063	IB063
4275	96.0	9.16	7.4	2059	588	63	PB063	IB063
4833	85.0	10.26	7.5	2100	600	61	PB063	IB063
5018	79.0	11.03	7.2	2144	613	68	PB063	IB063
5390	71.0	12.35	6.9	2200	629	76	PB063	IB063
5483	67.0	13.15	6.6	2245	641	85	PB063	IB063
5483	58.0	15.18	5.7	2386	682	109	PB063	IB063
5576	51.0	17.00	5.2	2508	716	124	PB063	IB063
5576	39.0	22.39	4	2698	801	158	PB063	IB063
5576	34.0	26.09	3.4	2698	847	174	PB063	IB063
5576	31.0	28.03	3.2	2698	879	180	PB063	IB063
5576	26.0	33.43	2.6	2698	943	195	PB063	IB063
5576	23.0	38.58	2.3	2698	990	204	PB063	IB063
5576	20.0	43.22	2	2698	1046	211	PB063	IB063
5576	17.0	50.81	1.7	2698	1114	220	PB063	IB063
5576	15.0	56.93	1.6	2698	1169	225	PB063	IB063
5576	13.0	69.16	1.3	2698	1235	232	PB063	IB063
5576	11.0	77.48	1.1	2698	1317	236	PB063	IB063
5576	9.7	90.33	1	2698	1381	241	PB063	IB063
5576	8.6	101.20	0.9	2698	1445	244	PB063	IB063
5576	7.8	111.74	0.8	2698	1499	246	PB063	IB063
5576	7.0	124.20	0.7	2698	1560	248	PB063	IB063
5576	6.3	139.15	0.6	2698	1623	250	PB063	IB063
5576	5.6	157.42	0.6	2698	1695	252	PB063	IB063
4647	112.0	7.81	9.4	3189	911	364	PB083	IB083
5576	101.0	8.62	10.3	3222	921	337	PB083	IB083
6041	83.0	10.49	9.1	3431	980	374	PB083	IB083
6970	76.0	11.59	9.5	3456	988	361	PB083	IB083
7528	61.0	14.43	8.3	3716	1062	402	PB083	IB083
7899	53.0	16.60	7.6	3893	1112	426	PB083	IB083
7899	48.0	18.32	6.8	4047	1158	450	PB083	IB083
7899	38.0	22.82	5.5	4047	1270	494	PB083	IB083
7899	33.0	26.71	4.7	4047	1342	520	PB083	IB083
7899	30.0	29.50	4.2	4047	1393	535	PB083	IB083
7899	28.0	31.80	3.9	4047	1431	545	PB083	IB083
7899	25.0	34.49	3.6	4047	1495	555	PB083	IB083
7899	22.0	39.60	3.2	4047	1570	562	PB083	IB083
7899	20.0	42.95	2.9	4047	1628	562	PB083	IB083

Maximum torque [in-lbs]	Output speed [rpm]	Exact ratio i	Maximum Power [HP]	OHL			Gear Reducer	
				Output shaft [lbs]	Hollow bore [lbs]	Input shaft [lbs]	Motorized Input	Shaft Input
7899	19.0	45.44	2.8	4047	1661	562	PB083	IB083
7899	17.0	51.19	2.4	4047	1732	562	PB083	IB083
7899	16.0	55.52	2.3	4047	1772	562	PB083	IB083
7899	15.0	59.96	2.1	4047	1816	562	PB083	IB083
7899	14.0	63.74	2	4047	1863	562	PB083	IB083
7899	13.0	69.14	1.8	4047	1916	562	PB083	IB083
7899	12.0	73.14	1.7	4047	1974	562	PB083	IB083
7899	11.0	80.76	1.6	4047	2039	562	PB083	IB083
7899	9.5	92.19	1.4	4047	2152	562	PB083	IB083
7899	8.7	100.57	1.2	4047	2223	562	PB083	IB083
7899	8.3	105.29	1.2	4047	2262	562	PB083	IB083
7899	7.5	116.25	1.1	4047	2348	562	PB083	IB083
7899	6.9	126.76	1	4047	2421	562	PB083	IB083
7899	6.0	144.77	0.9	4047	2547	562	PB083	IB083
7435	108.0	8.13	14.5	3946	1127	221	PB103	IB103
8364	98.0	8.97	14.8	4026	1150	212	PB103	IB103
9293	80.0	10.92	13.5	4283	1224	252	PB103	IB103
9293	73.0	12.05	12.2	4436	1268	291	PB103	IB103
11152	58.0	14.99	11.8	4708	1345	305	PB103	IB103
13011	51.0	17.27	12	4815	1376	300	PB103	IB103
13011	46.0	19.06	10.8	4946	1433	335	PB103	IB103
13011	37.0	23.70	8.7	4946	1562	401	PB103	IB103
13940	33.0	26.51	8.3	4946	1613	412	PB103	IB103
14869	29.0	30.55	7.7	4946	1678	431	PB103	IB103
15799	26.0	33.07	7.6	4946	1732	436	PB103	IB103
15799	24.0	35.87	7	4946	1788	454	PB103	IB103
15799	21.0	41.12	6.1	4946	1884	481	PB103	IB103
15799	20.0	44.61	5.6	4946	1921	496	PB103	IB103
15799	19.0	47.28	5.3	4946	1959	506	PB103	IB103
15799	17.0	50.24	5	4946	2046	516	PB103	IB103
15799	17.0	53.02	4.7	4946	2046	524	PB103	IB103
15799	15.0	58.50	4.3	4946	2147	538	PB103	IB103
15799	13.0	64.89	3.9	4946	2268	551	PB103	IB103
15799	13.0	68.58	3.7	4946	2268	557	PB103	IB103
15799	12.0	72.76	3.4	4946	2338	563	PB103	IB103
15799	11.0	78.92	3.2	4946	2417	572	PB103	IB103
16728	10.0	83.66	3.2	4946	2486	572	PB103	IB103
16728	9.5	92.31	2.9	4946	2535	581	PB103	IB103
16728	8.3	105.44	2.5	4946	2668	592	PB103	IB103
16728	7.6	114.80	2.3	4946	2758	599	PB103	IB103

5.4 IB/IBA GEAR REDUCER - fs=1, 875 rpm

Maximum torque [in-lbs]	Output speed [rpm]	Exact ratio i	Maximum Power [HP]	OHL			Gear Reducer	
				Output shaft [lbs]	Hollow bore [lbs]	Input shaft [lbs]	Motorized Input	Shaft Input
16728	7.3	120.42	2.2	4946	2800	602	PB103	IB103
16728	6.6	132.87	2	4946	2907	608	PB103	IB103
16728	6.0	144.69	1.8	4946	3012	613	PB103	IB103
16728	5.3	165.25	1.6	4946	3154	620	PB103	IB103
13940	110.0	7.97	27.8	4692	1341	559	PB123	IB123
16728	91.0	9.62	27.6	4779	1365	562	PB123	IB123
18587	85.0	10.33	28.5	4717	1348	550	PB123	IB123
18587	70.0	12.48	23.6	5177	1479	610	PB123	IB123
19516	63.0	13.84	22.4	5331	1523	626	PB123	IB123
19516	57.0	15.38	20.1	5589	1597	653	PB123	IB123
20445	47.0	18.58	17.5	6004	1715	686	PB123	IB123
23233	42.0	20.61	17.9	5999	1714	680	PB123	IB123
26021	38.0	22.78	18.1	5969	1705	678	PB123	IB123
26021	34.0	25.89	15.9	6309	1803	704	PB123	IB123
26021	32.0	27.51	15	6500	1857	716	PB123	IB123
26021	28.0	30.79	13.4	6744	1981	735	PB123	IB123
26021	28.0	31.26	13.2	6744	1981	738	PB123	IB123
26021	25.0	34.68	11.9	6744	2091	754	PB123	IB123
26021	22.0	40.53	10.2	6744	2220	775	PB123	IB123
27880	19.0	44.89	9.9	6744	2312	779	PB123	IB123
29739	18.0	49.80	9.5	6744	2309	783	PB123	IB123
29739	16.0	54.30	8.7	6744	2441	793	PB123	IB123
29739	15.0	59.36	7.9	6744	2516	802	PB123	IB123
30668	14.0	62.59	7.8	6744	2567	804	PB123	IB123
30668	13.0	69.43	7	6744	2656	814	PB123	IB123
32526	12.0	74.42	6.9	6744	2694	815	PB123	IB123
32526	11.0	80.04	6.4	6744	2805	821	PB123	IB123
32526	9.7	89.87	5.7	6744	2972	829	PB123	IB123
32526	8.8	99.70	5.2	6744	3105	836	PB123	IB123
32526	8.2	106.65	4.8	6744	3205	840	PB123	IB123
32526	7.3	119.60	4.3	6744	3375	847	PB123	IB123
32526	6.7	129.96	4	6744	3504	851	PB123	IB123
32526	6.1	144.43	3.6	6744	3650	856	PB123	IB123
32526	5.5	160.23	3.2	6744	3816	860	PB123	IB123
32526	4.9	180.40	2.9	6744	4009	864	PB123	IB123
27880	81.0	10.84	40.8	4816	4816	498	PB143	IB143
28809	74.0	11.87	38.5	4957	4957	520	PB143	IB143
28809	60.0	14.49	31.6	5506	5506	589	PB143	IB143
29739	51.0	17.04	27.7	5874	5874	627	PB143	IB143
33456	47.0	18.66	28.4	5772	5772	619	PB143	IB143

5.4 IB/IBA GEAR REDUCER - fs=1, 875 rpm

Maximum torque [in-lbs]	Output speed [rpm]	Exact ratio i	Maximum Power [HP]	OHL			Gear Reducer	
				Output shaft [lbs]	Hollow bore [lbs]	Input shaft [lbs]	Motorized Input	Shaft Input
37173	42.0	21.00	28.1	5770	5770	623	PB143	IB143
40890	38.0	22.77	28.5	5742	5742	619	PB143	IB143
42749	34.0	25.63	26.5	5930	5930	639	PB143	IB143
42749	32.0	27.44	24.7	6131	6131	656	PB143	IB143
43678	29.0	30.05	23.1	6380	6380	673	PB143	IB143
43678	27.0	33.01	21	6630	6630	693	PB143	IB143
44608	24.0	36.67	19.3	6970	6970	710	PB143	IB143
44608	22.0	40.29	17.6	7295	7295	727	PB143	IB143
44608	20.0	44.16	16	7662	7662	742	PB143	IB143
46466	18.0	48.35	15.2	7912	7912	750	PB143	IB143
46466	16.0	53.16	13.9	8398	8398	763	PB143	IB143
46466	16.0	54.63	13.5	8398	8398	767	PB143	IB143
46466	15.0	59.02	12.5	8673	8673	777	PB143	IB143
46466	13.0	64.88	11.4	8990	8990	788	PB143	IB143
46466	12.0	70.43	10.5	8990	8990	797	PB143	IB143
46466	11.0	77.12	9.6	8990	8990	806	PB143	IB143
46466	10.0	85.54	8.6	8990	8990	815	PB143	IB143
46466	9.3	94.13	7.8	8990	8990	823	PB143	IB143
46466	8.3	105.83	7	8990	8990	831	PB143	IB143
46466	7.8	111.94	6.6	8990	8990	835	PB143	IB143
46466	7.0	124.62	5.9	8990	8990	841	PB143	IB143
46466	6.4	136.44	5.4	8990	8990	847	PB143	IB143
46466	5.8	149.59	4.9	8990	8990	851	PB143	IB143
46466	5.3	166.53	4.4	8990	8990	856	PB143	IB143
46466	4.7	187.24	3.9	8990	8990	861	PB143	IB143
41820	83.0	10.49	63.2	8712	8712	1549	PB153	IB153
41820	69.0	12.64	52.5	9364	9364	1663	PB153	IB153
46466	62.0	14.01	52.6	9587	9587	1662	PB153	IB153
46466	57.0	15.40	47.9	9909	9909	1712	PB153	IB153
55760	47.0	18.56	47.7	10336	10336	1714	PB153	IB153
60406	43.0	20.56	46.6	10536	10536	1725	PB153	IB153
62265	37.0	23.86	41.4	11124	11124	1781	PB153	IB153
63194	35.0	25.19	39.8	11341	11341	1798	PB153	IB153
74346	31.0	28.23	41.8	11490	11490	1777	PB153	IB153
74346	29.0	30.35	38.9	11811	11811	1808	PB153	IB153
74346	26.0	33.63	35.1	12351	12351	1848	PB153	IB153
74346	25.0	35.02	33.7	12550	12550	1863	PB153	IB153
74346	23.0	38.81	30.4	12982	12982	1897	PB153	IB153
74346	21.0	42.30	27.9	13467	13467	1924	PB153	IB153
74346	18.0	47.53	24.8	14323	14323	1957	PB153	IB153

5.4 IB/IBA GEAR REDUCER - fs=1, 875 rpm

Maximum torque [in-lbs]	Output speed [rpm]	Exact ratio i	Maximum Power [HP]	OHL			Gear Reducer	
				Output shaft [lbs]	Hollow bore [lbs]	Input shaft [lbs]	Motorized Input	Shaft Input
74346	17.0	50.56	23.3	14613	14613	1972	PB153	IB153
74346	16.0	54.64	21.6	14613	14613	1991	PB153	IB153
74346	15.0	57.27	20.6	14613	14613	2001	PB153	IB153
74346	14.0	60.92	19.4	14613	14613	2015	PB153	IB153
74346	14.0	63.47	18.6	14613	14613	2023	PB153	IB153
74346	12.0	71.15	16.6	14613	14613	2044	PB153	IB153
74346	11.0	77.22	15.3	14613	14613	2058	PB153	IB153
74346	10.0	83.89	14.1	14613	14613	2071	PB153	IB153
74346	10.0	87.65	13.5	14613	14613	2077	PB153	IB153
74346	9.4	93.05	12.7	14613	14613	2085	PB153	IB153
74346	8.5	103.12	11.4	14613	14613	2099	PB153	IB153
74346	7.1	123.88	9.5	14613	14613	2119	PB153	IB153
74346	6.5	134.27	8.8	14613	14613	2127	PB153	IB153
74346	5.9	149.26	7.9	14613	14613	2136	PB153	IB153
74346	5.3	165.42	7.1	14613	14613	2144	PB153	IB153
63194	98.0	8.89	112.8	12397	12397	1554	PB163	IB163
73417	83.0	10.58	110.1	12809	12809	1571	PB163	IB163
71558	74.0	11.87	95.6	13518	13518	1670	PB163	IB163
81781	68.0	12.81	101.3	13542	13542	1631	PB163	IB163
89216	62.0	14.08	100.5	13749	13749	1637	PB163	IB163
92933	56.0	15.52	95	14195	14195	1674	PB163	IB163
92004	53.0	16.39	89.1	14576	14576	1714	PB163	IB163
96650	49.0	18.02	85.1	14864	14613	1741	PB163	IB163
99438	44.0	19.96	79.1	15440	14613	1783	PB163	IB163
96650	40.0	21.94	69.9	16204	14613	1845	PB163	IB163
97579	36.0	24.17	64	16896	14613	1884	PB163	IB163
103155	33.0	26.58	61.6	17273	14613	1901	PB163	IB163
94791	30.0	28.80	52.2	17985	14613	1965	PB163	IB163
106873	28.0	30.92	54.8	17985	14613	1947	PB163	IB163
110590	26.0	34.25	51.2	17985	14613	1972	PB163	IB163
114307	23.0	37.66	48.2	17985	14613	1992	PB163	IB163
118025	22.0	40.65	46.1	17985	14613	2007	PB163	IB163
111519	19.0	45.09	39.2	17985	14613	2053	PB163	IB163
120813	17.0	51.00	37.6	17985	14613	2064	PB163	IB163
120813	16.0	53.63	35.7	17985	14613	2077	PB163	IB163
120813	15.0	58.97	32.5	17985	14613	2099	PB163	IB163
120813	13.0	69.78	27.5	17985	14613	2133	PB163	IB163
120813	11.0	76.72	25	17985	14613	2150	PB163	IB163
120813	10.0	87.54	21.9	17985	14613	2171	PB163	IB163
120813	9.1	96.25	19.9	17985	14613	2184	PB163	IB163

5.4 IB/IBA GEAR REDUCER - fs=1, 875 rpm

Maximum torque [in-lbs]	Output speed [rpm]	Exact ratio i	Maximum Power [HP]	OHL			Gear Reducer	
				Output shaft [lbs]	Hollow bore [lbs]	Input shaft [lbs]	Motorized Input	Shaft Input
120813	8.4	103.93	18.4	17985	14613	2194	PB163	IB163
120813	7.7	114.27	16.8	17985	14613	2206	PB163	IB163
120813	6.9	126.29	15.2	17985	14613	2216	PB163	IB163
120813	6.3	138.85	13.8	17985	14613	2226	PB163	IB163
120813	5.7	154.83	12.4	17985	14613	2235	PB163	IB163
836	115.0	7.62	1.7	-	477	84	BA42	IBA42
836	82.0	10.62	1.2	-	534	80	BA42	IBA42
836	68.0	12.95	1	-	568	91	BA42	IBA42
836	61.0	14.46	0.9	-	589	100	BA42	IBA42
1115	53.0	16.47	1	-	617	130	BA42	IBA42
1115	38.0	22.97	0.7	-	690	80	BA42	IBA42
1115	31.0	28.00	0.6	-	738	91	BA42	IBA42
1115	28.0	31.27	0.5	-	764	100	BA42	IBA42
1115	26.0	33.78	0.5	-	783	103	BA42	IBA42
1115	19.0	47.12	0.4	-	869	80	BA42	IBA42
1115	15.0	57.43	0.3	-	899	91	BA42	IBA42
1022	14.0	64.13	0.2	-	899	91	BA42	IBA42
1022	11.0	78.17	0.2	-	899	91	BA42	IBA42
1487	111.0	7.91	2.8	-	517	84	BA52	IBA52
1487	92.0	9.46	2.4	-	550	93	BA52	IBA52
1487	76.0	11.57	1.9	-	587	91	BA52	IBA52
1487	60.0	14.63	1.5	-	635	88	BA52	IBA52
1859	51.0	17.11	1.6	-	670	119	BA52	IBA52
1859	43.0	20.46	1.4	-	709	93	BA52	IBA52
1859	35.0	25.03	1.1	-	760	91	BA52	IBA52
1859	28.0	31.63	0.9	-	818	88	BA52	IBA52
1859	25.0	35.10	0.8	-	850	100	BA52	IBA52
1859	21.0	41.97	0.7	-	899	93	BA52	IBA52
2045	17.0	51.34	0.6	-	899	100	BA52	IBA52
1859	13.0	64.87	0.4	-	899	80	BA52	IBA52
1859	11.0	79.07	0.4	-	899	91	BA52	IBA52
2045	12.0	73.70	0.4	-	899	106	BA53	IBA53
2045	9.4	93.33	0.3	-	899	106	BA53	IBA53
2045	7.8	111.61	0.3	-	899	106	BA53	IBA53
2045	6.4	136.53	0.2	-	899	106	BA53	IBA53
2045	5.1	172.53	0.2	-	899	106	BA53	IBA53
2045	4.4	197.11	0.2	-	899	106	BA53	IBA53
2045	3.5	249.08	0.1	-	899	106	BA53	IBA53
2045	3.2	271.16	0.1	-	899	106	BA53	IBA53
2045	2.6	342.65	0.1	-	899	106	BA53	IBA53

5.4 IB/IBA GEAR REDUCER - fs=1, 875 rpm

Maximum torque [in-lbs]	Output speed [rpm]	Exact ratio i	Maximum Power [HP]	OHL			Gear Reducer	
				Output shaft [lbs]	Hollow bore [lbs]	Input shaft [lbs]	Motorized Input	Shaft Input
3253	105.0	8.36	5.8	1334	667	149	BA72	IBA72
3253	87.0	10.06	4.9	1421	710	154	BA72	IBA72
3253	70.0	12.44	3.9	1527	764	150	BA72	IBA72
3903	59.0	14.91	3.9	1617	808	186	BA72	IBA72
3903	49.0	17.94	3.3	1720	860	154	BA72	IBA72
3903	39.0	22.19	2.6	1856	928	150	BA72	IBA72
3903	32.0	27.45	2.1	1983	991	150	BA72	IBA72
3903	26.0	33.04	1.8	2125	1062	154	BA72	IBA72
3717	21.0	40.87	1.4	2248	1141	143	BA72	IBA72
3253	19.0	45.64	1.1	2248	1179	145	BA72	IBA72
3253	16.0	54.94	0.9	2248	1236	154	BA72	IBA72
3253	13.0	67.96	0.7	2248	1236	150	BA72	IBA72
4182	20.0	43.89	1.5	2248	1159	74	BA73	IBA73
4182	17.0	52.83	1.3	2248	1224	92	BA73	IBA73
4182	13.0	65.35	1	2248	1236	90	BA73	IBA73
4182	11.0	80.83	0.8	2248	1236	90	BA73	IBA73
4182	9.0	97.29	0.7	2248	1236	92	BA73	IBA73
4182	7.3	120.34	0.6	2248	1236	90	BA73	IBA73
4182	5.8	149.73	0.4	2248	1236	89	BA73	IBA73
4182	4.9	180.23	0.4	2248	1236	92	BA73	IBA73
4182	3.9	222.93	0.3	2248	1236	90	BA73	IBA73
4182	3.4	260.20	0.3	2248	1236	95	BA73	IBA73
4182	2.7	321.85	0.2	2248	1236	90	BA73	IBA73
4182	2.4	357.95	0.2	2248	1236	100	BA73	IBA73
4182	2.0	442.76	0.1	2248	1236	90	BA73	IBA73

ATTENTION!

The revised data and information, shown in this technical catalogue, replaces the data of the previous editions. Old data is now obsolete. All technical data, dimensions, weights in this catalogue are subject to changes without warning. Illustrations are not binding. You can find the above mentioned data and information on our site www.motovario.com; please periodically consult the technical documentation on the web site to be always updated about possible modifications of performances and characteristics of the product.

All supplies effected by MOTOVARIO are governed exclusively by the general terms of sale that you can find on our website:

<http://www.motovario.com/eng/corporate/sales-conditions>

